

2015 DOH-ARMM ACCOMPLISHMENT REPORT

as of May 2015 (partial)


RECEIVED
DATE 6/22/15
BY: Jm 11:25
SERVICE


Programs/Projects/ Activities	Indicators	Annual Target	Accomplishments			Variance	Remarks/Anal ysis
			April 2015	May 2015	Total	(e) = (a) - (d)	
		(a)	(b)	(c)	(d)	(e)	
1. Hospital Services	A. No. of Out-patients managed	180,017	6,636	1,782	8,418	171,599	
	B. No. of In-Patients managed	221,812	4,029	1,057	5,086	216,726	
	C. % of patients that rated the hospital services as satisfactory or better	90%	82%	80%	81%	9%	
2. Community/Field Health Care Services	A. No. of Facility Based Deliveries	24,959	4,839	976	5,815	19,144	
	B. No. of Home Based Deliveries	71,286	5,690	1,309	6,999	64,287	
	C. No. of Home-based deliveries attended by SBA	6,999	3,058	512	3,570	3,429	
	D. % decreased in Maternal Mortality Rate	5%				Annual data	
	E. % decreased in Infant Mortality Rate	5%					
3. Disease Prevention & Control Program	A. No. of persons given vaccination against preventable diseases	186,319	201,683	26,555	228,238	(41,919)	
	B. No. of persons with diseases provided with health intervention	345,319	58,521	29,933	88,454	256,865	
	C. % decrease in occurrence of health preventable diseases	5%				Annual data	
	D. % target population attended/seved w/in 1 year	50%					

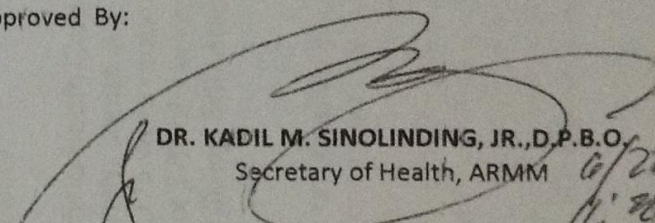
Prepared by:

Noted by:

Approved By:


DELIA A. RAMOS
Statistician II


LAXAMAN L. BANGCOLA
Planning Officer III


DR. KADIL M. SINOLINDING, JR., D.P.B.O.
Secretary of Health, ARMM
6/22/15
11:20am