



# DOH-ARMM

## 2017 ANNUAL ACCOMPLISHMENT REPORT

*"All for Health Towards HEALTH For All"*





# THE HEALTH MANDATE

- ▶ DOH-ARMM is mandated to promote, protect, preserve or restore the health of the people through the provision and delivery of health services through regulation and encouragement of providers of health goods and services. Specially, it shall be primarily responsible for the formulation, planning, implementation and coordination of policies and programs for health
- ▶ The Department shall be primarily responsible for the formulation, planning, implementation, and coordination of policies and programs in the field of health. ...

## VISION

- ▶ The DOH-ARMM as the center for excellence facilitates the attainment of optimum health of the people of ARMM.

## MISSION

- ▶ To ensure affordable, responsive, equitable, accessible, sustainable, and quality health care service system in ARMM

# EXECUTIVE SUMMARY





Key Result Area	Indicator	Targets	Accomplishment						Remarks
			2012	2013	2014	2015	2016	2017 3 <sup>rd</sup> Qtr	
SUSTAINABLE DEVELOPMENT GOALS	SDG 4- Reduction of Infant Mortality Rate (IMR)	19/ 000 LB	5 (341 deaths)	3 (274 Deaths)	7 (516 deaths)	7 (529 Deaths)	5.85 (461 deaths)	5.70 (310 deaths)	Excellent output
	SDG 5- Reduction of Maternal Mortality Rate (MMR)	52/ 100,000 LB	65 (48 deaths)	51 (40 deaths)	71 (55 deaths)	102 (75 Deaths)	53.25 (42 deaths)	46 (25 deaths)	Excellent output
	SDG 6 - Prevention and control of HIV/AIDS, Malaria and Other infectious Diseases								
	1. HIV/AIDS	65 Cases	4	14	14	9	23	27	Lowest in the country 3-AIDS 24-Assymptomatic
	2. TB CDR	≥ 90%	58%	50%	52%	62%	85%	42	
	TSR	≥ 95%	88%	87%	86%	88%	90%	97	
	3. Malaria Cases	Reduction of cases from the Previous year	3,470	2,557	955	312	81	5	72% Reduction from the Previous year
	Malaria Mortality	100% Reduction from the Previous year	6	4	3	3	0	0	100% Reduction from the Previous year

## Agency Outcome: Improved Health Services

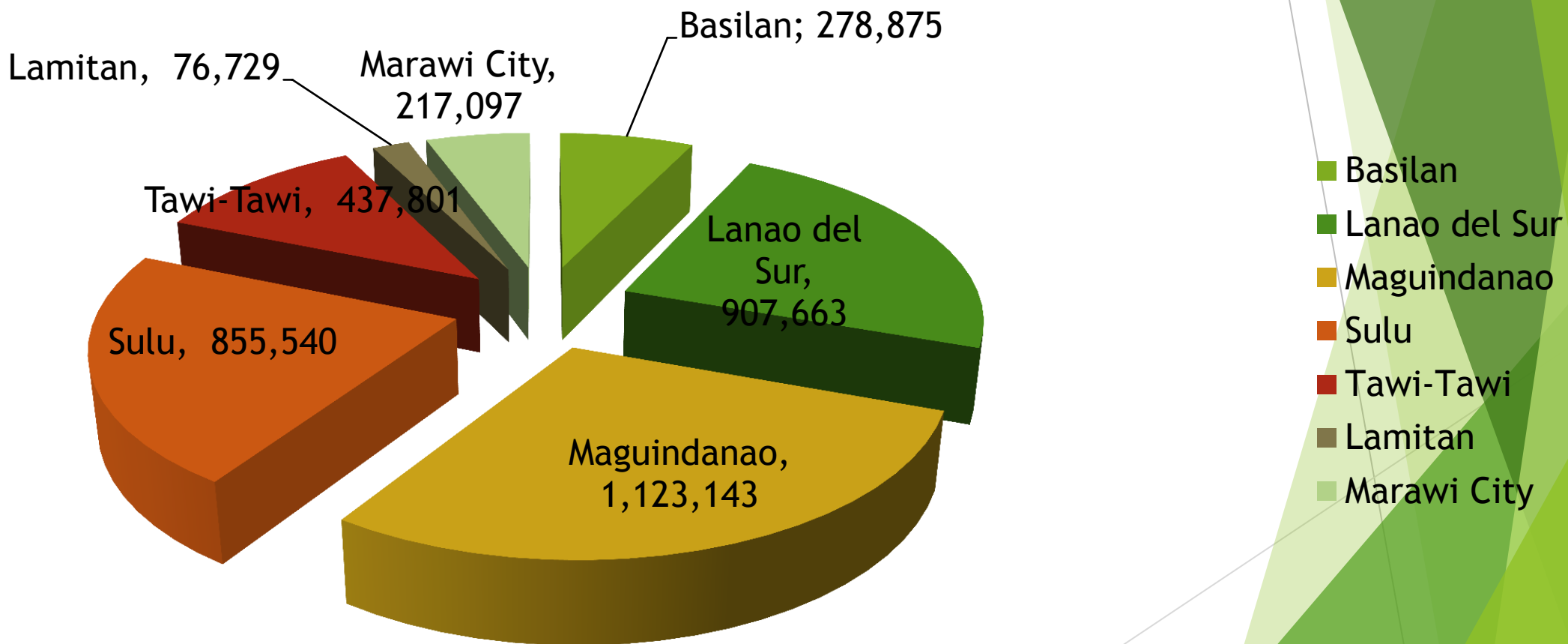
## ARMM/Cluster Outcome : Human Development and Poverty Reduction

Key Result Area	Indicator	Targets	Accomplishment					Remarks
			2013	2014	2015	2016	2017	
BETTER HEALTH SERVICES	Human Resource for Health							
	DTTB	22	20	24	15	22	20	
	NDP	1027	598	746	824	1016	1016	
	DDP	20	-	-	19	20	20	No DDP for CY 2013-2014
	RHMPP	79	48	23	69	80	79	
	UHC Implementers					47	118	No MTDP for CY 2013-2014
	MTDP					19	19	No MTDP for CY 2013-2015
	TB AIDERS	24	-	-	21	14	14	No DDP for CY 2013-2014
	PHA					118	145	
	MECA		300	600	600	600	600	
	FHA	-	-	-	-	-	118	
	Hospital/Infirmary	43	38	38	40	44	45	2 -NEW INFIRMARY in Marawi 1-Infirmary no renewal 46/45
	RHU	118	107	105	101	108	112	RHU- additional 5 RHU from Lanao
	BHS	651	451	451	589	667	683	Additional Basilan-25 Lanao-11



# Population Distribution ARMM, 2017

Projected Population -3,896,848



# HEALTH MANPOWER

# MHC/RHU & BHS Ratio to Population ARMM, 2017



Provinces/ City	Municipality/ City	MHCs/RHUs		Barangays	BHSs	
		No.	Ratio to Pop		No.	Ratio to Pop
<b>ARMM</b>	<b>118</b>	<b>112</b>	<b>1:33,762</b>	<b>2,490</b>	<b>683</b>	<b>1:5,536</b>
Basilan	11	11	1:24,708	165	104	1:2,613
Lanao del Sur	39	31	1:27,214	1,063	138	1:6,113
Maguindanao	36	34	1:30,223	508	229	1:4,487
Sulu	19	20	1:45,818	410	93	1:8,868
Tawi-Tawi	11	12	1:35,519	203	71	1:5,503
Lamitan City	1	2	1:37,391	45	33	1:2,266
Marawi City	1	2	1:40,357	96	15	1:13,452

**Ratio:**

RHU: 1:20,000

BHS: 1:5,000

# RHU Ratio to Doctor & NURSE ARMM, 2017



Provinces/ City	Municipality/ City	MHCs/RHUs		GAPS of RHU	Doctors			Doctor Ratio (1:50,000)	Nurse (1:20,000)			Nurse Ratio
		No.	RHU Ratio (1 : 50,000)		MHO	DTTB	total		P	NDP	total	
ARMM	118	112	1:33,762	6	69	22	91	1:41,553	98	1016	1,114	1:3,394
Basilan	11	11	1:24,708	0	2		2	1:135,899	12	125	137	1:1,984
Lanao del Sur	39	31	1:27,214	8	29	10	39	1:21,632	14	306	320	1:2,636
Maguindanao	36	34	1:30,223	2	17	7	24	1:42,816	29	261	290	1:3,542
Sulu	19	20	1:45,818	1	13	2	15	1:54,982	18	165	183	1:4,507
Tawi-Tawi	11	12	1:35,519	0	4	3	7	1:55,816	12	112	124	1:3,151
Lamitan City	1	2	1:37,391	1	2		2	1:37,391	11	15	26	1:2,876
Marawi City	1	2	1:40,357	1	2		2	1:100,892	2	22	24	1:8,408

Ratio

Doctor: 1:50,000

Nurse: 1:20,000



Provinces/ City	BHSs			Manpower					Target BHS
	No.	BHS Ratio to Pop	GAPS	Number of Perm Midwife			Total	Midwife to pop	
<b>ARMM</b>	<b>683</b>	<b>1:5,536</b>	<b>1,807</b>	405	600	79	1084	1: 9,337	<b>1,797</b>
Basilan	104	1:2,613	61	44	74	14	132	1: 6,177	61
Lanao del Sur	138	1:6,113	925	95	120	14	229	1:8,880	925
Maguindanao	229	1:4,487	279	135	145	21	301	1:7,612	279
Sulu	93	1:8,868	317	57	105	12	174	1:14,469	317
Tawi-Tawi	71	1:5,503	132	49	76	11	136	1:7,974	132
Lamitan City	33	1:2,266	12	18	26	2	46	1: 4,155	12
Marawi City	15	1:13,452	81	7	25	4	36	1: 28,826	81
Region					29	1	30		

**Ratio**  
Midwife: 1:5,000

# Medical Number of Health Workers ARMM, 2017



Provinces/ City	Doctors		Nurses		Dentists	Midwives			Medtech	
	DTTB	UHC	NDP	FHA	DDP	MECA	RHMPP	PHA	MTDP	TB Aiders
Basilan	0	11	125	11	1	74	14	13	3	2
Lanao Sur	10	39	306	39	6	120	14	41	4	2
Maguindanao	7	36	261	36	4	145	21	39	4	3
Sulu	2	19	165	19	4	105	12	21	5	2
Tawi-Tawi	3	11	112	11	2	76	11	13	3	2
Lamitan City	0	1	15	1	0	26	2	2	0	1
Marawi	0	1	22	1	1	25	4	2	0	1
Region	0	0	10	0	2	29	1	15	0	0
ARMM (2,151)	<b>22</b>	<b>118</b>	<b>1016</b>	<b>118</b>	<b>20</b>	<b>600</b>	<b>79</b>	<b>145</b>	<b>19</b>	<b>14</b>

Indicator	Target	Accomplishment					Remarks
		2013	2014	2015	2016	2017	
PhilHealth Membership		872,120	1,535,661	1,367,772 (4,159,882)	3,611,650 (98%)	3,611,650 (98%)	NO BALANCE BILLING AND POINT OF CARE IN PLACE
No. of Licensed Hospital/Infirmary	43	38	38	40	44	45	
No. of Philhealth Accredited Hospital	43	34	37	39	43	43	
Government	27	26	26	27	27	27	
Private	16	12	12	13	17	17	
<b>No. of Accredited RHU</b>							
PCB	118	93	99	104	103	103	
MCP	118	57	66	77	92	92	
TB-DOTS	118	73	74	82	94	94	
No. of accredited Professionals		145	241	100%	100%	100%	

# PHILHEALTH ACCREDITATION

PhilHealth RHU Reimbursement ( PCB )  
2012-2015  
Region

YEAR	AMOUNT
2012	83,754,392
2013	69,732,355
2014	88,900,647
2015	29,521,400 (received December 28, 2017 for Lanao del Sur only for 3 <sup>rd</sup> and 4 <sup>th</sup> Q 2015) <small>Note: 1<sup>st</sup> and 2<sup>nd</sup> Q still on process in Philhealth Regional Office Marawi Maguindanao, Sulu :still on process in Philhealth Regional Office Marawi</small>

## 2014 PCB (Received on May 2017)

Municipality	Amount	Remarks
1. PANDAMI	728, 279.50	For Released
2. LUUK RHU	157,800.00	For Released
3. TALIPAO RHU	1,954,165.20	For Released
4. PATA RHU	1,142,862.20	For Released
5. LUGUS RHU	386,802.00	For Released
6. MATANOG RHU	498,199.90	For Released
Grand Total	4,868,155.60	
7. KALINGALAN CALUANG RHU	1,723,146.10	Pending No Liquidation
8.PUNAY RHU	953,593.10	Pending No Liquidation
9. GANASSI RHU	540,065.00	Pending No Liquidation
10. MADAMBA	207,233.00	Pending No Liquidation
Grand Total	3,424,037.20	



2015 PCB

Philippine Health Insurance Corporation  
PhilHealth Regional Office- ARMM  
Report of Check Issued (BP)  
For the period NOVEMBER 1- 30, 2017

Date: November 27, 2017

DR. KADIL M. SINOLINDING  
Regional Secretary Department of Health  
ORG Compound

Dear Dr. Sinolinding

We are respectfully endorsing to your office the checks for Per Family Payment Rate (PFPR) of Rural Health Units in Lanao Del Sur, ARMM as indicated below.

DATE	PAYEE/PARTICULAR	Voucher #	Period Covered	Check #	AMOUNT
21-Nov-17	Ganassi RHU, Lanao del Sur/DOH-ARMM	12150529 A	4th Quarter, 2015	95503	271,400.00
	Ganassi RHU, Lanao del Sur/DOH-ARMM	12150529 B	4th Quarter, 2015	95504	67,850.00
	Calanog RHU, Lanao del Sur/DOH-ARMM	1215057 A	4th Quarter, 2015	95505	288,300.00
	Calanog RHU, Lanao del Sur/DOH-ARMM	1215057 B	4th Quarter, 2015	95506	72,075.00
	Ditsa-an Ramin RHU, Lanao del Sur/DOH-ARMM	12150576 A	4th Quarter, 2015	95507	264,400.00
	Ditsa-an Ramin RHU, Lanao del Sur/DOH-ARMM	12150576 B	4th Quarter, 2015	95508	71,100.00
	Kapitagan RHU, Lanao del Sur/DOH-ARMM	12150579 A	4th Quarter, 2015	95509	471,700.00
	Kapitagan RHU, Lanao del Sur/DOH-ARMM	12150579 B	4th Quarter, 2015	95510	117,925.00
	Lumba Bayabao RHU, Lanao del Sur/DOH-ARMM	12150580 A	4th Quarter, 2015	95511	809,500.00
	Lumba Bayabao RHU, Lanao del Sur/DOH-ARMM	12150580 B	4th Quarter, 2015	95512	222,375.00
	Lumbatan Health Center, Lanao del Sur/DOH-ARMM	12150582 A	4th Quarter, 2015	95513	354,000.00
	Lumbatan Health Center, Lanao del Sur/DOH-ARMM	12150582 B	4th Quarter, 2015	95514	88,500.00
	Lumbayanague RHU, Lanao del Sur/DOH-ARMM	12150583 A	4th Quarter, 2015	95515	345,500.00
	Lumbayanague RHU, Lanao del Sur/DOH-ARMM	12150583 B	4th Quarter, 2015	95516	86,375.00
	Madalum RHU, Lanao del Sur/DOH-ARMM	12150584 A	4th Quarter, 2015	95517	331,600.00
	Madalum RHU, Lanao del Sur/DOH-ARMM	12150584 B	4th Quarter, 2015	95518	82,900.00
	Madamba RHU, Lanao del Sur/DOH-ARMM	12150585 A	4th Quarter, 2015	95519	252,400.00
	Madamba RHU, Lanao del Sur/DOH-ARMM	12150585 B	4th Quarter, 2015	95520	63,100.00
	Malabang RHU, Lanao del Sur/DOH-ARMM	12150587 A	4th Quarter, 2015	95521	620,200.00
	Malabang RHU, Lanao del Sur/DOH-ARMM	12150587 B	4th Quarter, 2015	95522	155,050.00
	Marantao RHU, Lanao del Sur/DOH-ARMM	12150588 A	4th Quarter, 2015	95523	374,500.00
	Marantao RHU, Lanao del Sur/DOH-ARMM	12150588 B	4th Quarter, 2015	95524	94,125.00
	Marawi City Health Office, Lanao del Sur/DOH-ARMM	12150589 A	4th Quarter, 2015	95525	1,549,400.00
	Marawi City Health Office, Lanao del Sur/DOH-ARMM	12150589 B	4th Quarter, 2015	95526	387,350.00
	Marogong RHU, Lanao del Sur/DOH-ARMM	12150590 A	4th Quarter, 2015	95527	805,400.00
	Marogong RHU, Lanao del Sur/DOH-ARMM	12150590 B	4th Quarter, 2015	95528	201,350.00
	Masiu RHU, Lanao del Sur/DOH-ARMM	12150591 A	4th Quarter, 2015	95529	485,200.00
	Masiu RHU, Lanao del Sur/DOH-ARMM	12150591 B	4th Quarter, 2015	95530	121,300.00
	Piagapo RHU, Lanao del Sur/DOH-ARMM	12150594 A	4th Quarter, 2015	95531	753,500.00
	Piagapo RHU, Lanao del Sur/DOH-ARMM	12150594 B	4th Quarter, 2015	95532	188,375.00
	Picong RHU, Lanao del Sur/DOH-ARMM	12150595 A	4th Quarter, 2015	95533	501,800.00
	Picong RHU, Lanao del Sur/DOH-ARMM	12150595 B	4th Quarter, 2015	95534	125,450.00
	Saguiaran RHU, Lanao del Sur/DOH-ARMM	12150598 A	4th Quarter, 2015	95535	318,700.00
	Saguiaran RHU, Lanao del Sur/DOH-ARMM	12150598 B	4th Quarter, 2015	95536	79,675.00
	Tamparan RHU, Lanao del Sur/DOH-ARMM	12150600 A	4th Quarter, 2015	95537	346,700.00
	Tamparan RHU, Lanao del Sur/DOH-ARMM	12150600 B	4th Quarter, 2015	95538	86,675.00
	Taraka RHU, Lanao del Sur/DOH-ARMM	12150601 A	4th Quarter, 2015	95539	221,100.00
	Taraka RHU, Lanao del Sur/DOH-ARMM	12150601 B	4th Quarter, 2015	95540	55,275.00
	Tugaya RHU, Lanao del Sur/DOH-ARMM	12150603 A	4th Quarter, 2015	95541	214,100.00
	Tugaya RHU, Lanao del Sur/DOH-ARMM	12150603 B	4th Quarter, 2015	95542	51,525.00
	Sultan Dimalondong RHU, Lanao del Sur/DOH-ARMM	12150599 A	4th Quarter, 2015	95543	173,500.00
	Sultan Dimalondong RHU, Lanao del Sur/DOH-ARMM	12150599 B	4th Quarter, 2015	95544	43,375.00
	Wao RHU, Lanao del Sur/DOH-ARMM	12150604 A	4th Quarter, 2015	95545	592,000.00
	Wao RHU, Lanao del Sur/DOH-ARMM	12150604 B	4th Quarter, 2015	95546	148,000.00
27-Nov-17	Mulondo RHU, Lanao del Sur/DOH-ARMM	12150592 A	4th Quarter, 2015	95547	230,800.00
	Mulondo RHU, Lanao del Sur/DOH-ARMM	12150592 B	4th Quarter, 2015	95548	57,700.00
	Pagayawan RHU, Lanao del Sur/DOH-ARMM	12150593 A	4th Quarter, 2015	95549	179,200.00
	Pagayawan RHU, Lanao del Sur/DOH-ARMM	12150593 B	4th Quarter, 2015	95550	34,750.00
	Poona Bayabao RHU, Lanao del Sur/DOH-ARMM	12150596 A	4th Quarter, 2015	95551	278,100.00
	Poona Bayabao RHU, Lanao del Sur/DOH-ARMM	12150596 B	4th Quarter, 2015	95552	64,525.00
TOTAL					13,993,500.00

Prepared By:

Jacqueline S. Macagaan  
Fiscal Clerk III

Certified Correct By:

Chazzal M. Dipatuan  
OIC Head, Cashiering Unit

Philippine Health Insurance Corporation  
PhilHealth Regional Office- ARMM  
Report of Check Issued (BP)  
For the period NOVEMBER 1- 30, 2017

Date: November 15, 2017

DR. KADIL M. SINOLINDING  
Regional Secretary Department of Health  
ORG Compound

Dear Dr. Sinolinding

We are respectfully endorsing to your office the checks for Per Family Payment Rate (PFPR) of Rural Health Units in Lanao Del Sur, ARMM as indicated below.

DATE	PAYEE/PARTICULAR	Voucher #	Period Covered	Check #	AMOUNT
14-Nov-17	Bacolod RHU, Lanao del Sur/DOH-ARMM	12150529	3rd Q of 2015	95252	178,900.00
	Balabagan RHU, Lanao del Sur/DOH-ARMM	12150530	3rd Q of 2015	95254	268,300.00
	Balindong RHU, Lanao del Sur/DOH-ARMM	12150531	3rd Q of 2015	95255	407,400.00
	Binidayan RHU, Lanao del Sur/DOH-ARMM	12150532	3rd Q of 2015	95256	283,400.00
	Buadiposo Buntong RHU, Lanao del Sur/DOH-ARMM	12150533	3rd Q of 2015	95257	300,900.00
	Bubong RHU, Lanao del Sur/DOH-ARMM	12150534	3rd Q of 2015	95258	147,700.00
	Bumbaran RHU, Lanao del Sur/DOH-ARMM	12150535	3rd Q of 2015	95259	184,700.00
	Butig RHU, Lanao del Sur/DOH-ARMM	12150536	3rd Q of 2015	95260	276,720.00
	Calanog RHU, Lanao del Sur/DOH-ARMM	12150537	3rd Q of 2015	95261	288,300.00
	Ditsa-an Ramin RHU, Lanao del Sur/DOH-ARMM	12150538	3rd Q of 2015	95262	152,900.00
	Kapai RHU, Lanao del Sur/DOH-ARMM	12150540	3rd Q of 2015	95263	525,500.00
	Kapitagan RHU, Lanao del Sur/DOH-ARMM	12150541	3rd Q of 2015	95264	471,700.00
	Lumba Bayabao RHU, Lanao del Sur/DOH-ARMM	12150542	3rd Q of 2015	95265	822,900.00
	Lumbaca Unayan RHU, Lanao del Sur/DOH-ARMM	12150543	3rd Q of 2015	95266	94,700.00
	Lumbatan Health Center, Lanao del Sur/DOH-ARMM	12150544	3rd Q of 2015	95267	354,000.00
	Lumbayanague RHU, Lanao del Sur/DOH-ARMM	12150545	3rd Q of 2015	95268	345,500.00
	Madalum RHU, Lanao del Sur/DOH-ARMM	12150546	3rd Q of 2015	95269	331,600.00
	Madamba RHU, Lanao del Sur/DOH-ARMM	12150547	3rd Q of 2015	95270	252,400.00
	Maguing RHU, Lanao del Sur/DOH-ARMM	12150548	3rd Q of 2015	95271	217,000.00
	Malabang RHU, Lanao del Sur/DOH-ARMM	12150549	3rd Q of 2015	95272	620,200.00
	Marantao RHU, Lanao del Sur/DOH-ARMM	12150550	3rd Q of 2015	95273	374,700.00
	Marawi City Health Office, Lanao del Sur/DOH-ARMM	12150551	3rd Q of 2015	95274	1,549,400.00
	Masiu RHU, Lanao del Sur/DOH-ARMM	12150553	3rd Q of 2015	95275	485,200.00
	Mulondo RHU, Lanao del Sur/DOH-ARMM	12150554	3rd Q of 2015	95276	230,800.00
	Pagayawan RHU, Lanao del Sur/DOH-ARMM	12150555	3rd Q of 2015	95277	135,100.00
	Piagapo RHU, Lanao del Sur/DOH-ARMM	12150556	3rd Q of 2015	95278	706,000.00
	Picong RHU, Lanao del Sur/DOH-ARMM	12150557	3rd Q of 2015	95279	470,800.00
	Poona Bayabao RHU, Lanao del Sur/DOH-ARMM	12150558	3rd Q of 2015	95280	175,900.00
	Saguiaran RHU, Lanao del Sur/DOH-ARMM	12150560	3rd Q of 2015	95281	304,600.00
	Sultan Dimalondong RHU, Lanao del Sur/DOH-ARMM	12150561	3rd Q of 2015	95282	130,200.00
	Tamparan RHU, Lanao del Sur/DOH-ARMM	12150562	3rd Q of 2015	95283	346,700.00
	Taraka RHU, Lanao del Sur/DOH-ARMM	12150563	3rd Q of 2015	95284	221,100.00
	Tubaran RHU, Lanao del Sur/DOH-ARMM	12150564	3rd Q of 2015	95285	7,700.00
	Tugaya RHU, Lanao del Sur/DOH-ARMM	12150565	3rd Q of 2015	95286	146,300.00
	Wao RHU, Lanao del Sur/DOH-ARMM	12150566	3rd Q of 2015	95287	591,100.00
TOTAL					12,422,320.00

Prepared By:

Jacqueline S. Macagaan  
Fiscal Clerk III

Certified Correct By:

Chazzal M. Dipatuan  
OIC Head, Cashiering Unit

Philippine Health Insurance Corporation  
PhilHealth Regional Office- ARMM  
Report of Check Issued (BP)  
For the period NOVEMBER 1- 30, 2017

Date: November 15, 2017

DR. KADIL M. SINOLINDING  
Regional Secretary Department of Health  
ORG Compound

Dear Dr. Sinolinding

We are respectfully endorsing to your office the checks for Per Family Payment Rate (PFPR) of Rural Health Units in Lanao Del Sur, ARMM as indicated below.

DATE	PAYEE/PARTICULAR	Voucher #	Period Covered	Check #	AMOUNT
14-Nov-17	Bacolod RHU, Lanao del Sur/DOH-ARMM	12150529B	3rd Q of 2015	95468	44,725.00
	Balabagan RHU, Lanao del Sur/DOH-ARMM	12150530 B	3rd Q of 2015	95469	72,075.00
	Balindong RHU, Lanao del Sur/DOH-ARMM	12150531 B	3rd Q of 2015	95470	101,850.00
	Binidayan RHU, Lanao del Sur/DOH-ARMM	12150532 B	3rd Q of 2015	95471	70,850.00
	Buadiposo Buntong RHU, Lanao del Sur/DOH-ARMM	12150533 B	3rd Q of 2015	95472	75,225.00
	Bubong RHU, Lanao del Sur/DOH-ARMM	12150534 B	3rd Q of 2015	95473	36,925.00
	Bumbaran RHU, Lanao del Sur/DOH-ARMM	12150535 B	3rd Q of 2015	95474	46,175.00
	Butig RHU, Lanao del Sur/DOH-ARMM	12150536 B	3rd Q of 2015	95475	69,680.00
	Calanog RHU, Lanao del Sur/DOH-ARMM	12150537 B	3rd Q of 2015	95476	72,075.00
	Ditsa-an Ramin RHU, Lanao del Sur/DOH-ARMM	12150538 B	3rd Q of 2015	95477	38,225.00
	Kapai RHU, Lanao del Sur/DOH-ARMM	12150540 B	3rd Q of 2015	95478	131,375.00
	Kapitagan RHU, Lanao del Sur/DOH-ARMM	12150541 B	3rd Q of 2015	95479	117,925.00
	Lumba Bayabao RHU, Lanao del Sur/DOH-ARMM	12150542 B	3rd Q of 2015	95480	205,725.00
	Lumbaca Unayan RHU, Lanao del Sur/DOH-ARMM	12150543 B	3rd Q of 2015	95481	23,675.00
	Lumbatan Health Center, Lanao del Sur/DOH-ARMM	12150544 B	3rd Q of 2015	95482	86,500.00
	Lumbayanague RHU, Lanao del Sur/DOH-ARMM	12150545 B	3rd Q of 2015	95483	86,375.00
	Madalum RHU, Lanao del Sur/DOH-ARMM	12150546 B	3rd Q of 2015	95484	82,900.00
	Madamba RHU, Lanao del Sur/DOH-ARMM	12150547 B	3rd Q of 2015	95485	63,100.00
	Maguing RHU, Lanao del Sur/DOH-ARMM	12150548 B	3rd Q of 2015	95486	54,250.00
	Malabang RHU, Lanao del Sur/DOH-ARMM	12150549 B	3rd Q of 2015	95487	155,050.00
	Marantao RHU, Lanao del Sur/DOH-ARMM	12150550 B	3rd Q of 2015	95488	93,675.00
	Marawi City Health Office, Lanao del Sur/DOH-ARMM	12150551 B	3rd Q of 2015	95489	387,350.00
	Masiu RHU, Lanao del Sur/DOH-ARMM	12150553 B	3rd Q of 2015	95490	121,300.00
	Mulondo RHU, Lanao del Sur/DOH-ARMM	12150554 B	3rd Q of 2015	95491	57,700.00
	Pagayawan RHU, Lanao del Sur/DOH-ARMM	12150555 B	3rd Q of 2015	95492	33,775.00
	Piagapo RHU, Lanao del Sur/DOH-ARMM	12150556 B	3rd Q of 2015	95493	176,500.00
	Picong RHU, Lanao del Sur/DOH-ARMM	12150557 B	3rd Q of 2015	95494	117,700.00
	Poona Bayabao RHU, Lanao del Sur/DOH-ARMM	12150558 B	3rd Q of 2015	95495	43,975.00
	Saguiaran RHU, Lanao del Sur/DOH-ARMM	12150560 B	3rd Q of 2015	95496	76,150.00
	Sultan Dimalondong RHU, Lanao del Sur/DOH-ARMM	12150561 B	3rd Q of 2015	95497	32,550.00
	Tamparan RHU, Lanao del Sur/DOH-ARMM	12150562 B	3rd Q of 2015	95498	86,675.00
	Taraka RHU, Lanao del Sur/DOH-ARMM	12150563 B	3rd Q of 2015	95499	55,275.00
	Tubaran RHU, Lanao del Sur/DOH-ARMM	12150564 B	3rd Q of 2015	95500	1,925.00
	Tugaya RHU, Lanao del Sur/DOH-ARMM	12150565 B	3rd Q of 2015	95501	36,575.00
	Wao RHU, Lanao del Sur/DOH-ARMM	12150566 B	3rd Q of 2015	95502	147,775.00
TOTAL					3,105,580.00

Prepared By:

Jacqueline S. Macagaan  
Fiscal Clerk III

Certified Correct By:

Chazzal M. Dipatuan  
OIC Head, Cashiering Unit

## PhilHealth Hospital Reimbursement 2011-2015, By Province



Province	2011	2012	2013	2014	2015
Maguindanao	3,674,900	16,141,844	99,924,735	NO DATA	119,795,461
Lanao Sur	3,884,467	14,693,552	40,428,626	24,335,501	32,990,832
Sulu	4,781,771	16,726,460	30,153,824	46,220,271	39,050,653
Tawi-Tawi	56,978	1,200,965	4,264,866	4,597,828	4,440,308
<b>TOTAL</b>	<b>12,398,116</b>	<b>48,762,821</b>	<b>174,772,052</b>	<b>75,153,600</b>	<b>196,277,254</b>

# PHILHEALTH MEMBERSHIP COVERAGE

as of November 2016(presented last April 2017 only)

Province	Members	Dependents	Total	population	Rate
Maguindanao	679,929	809,368	1,489,296	1,040,816	143%
Lanao Sur	291,531	555,888	847,419	1,023,928	83%
Sulu	281,018	386,635	667,653	802,473	83%
Basilan	172,724	190,369	363,093	432,100	84%
Tawi-Tawi	105,746	138,442	244,188	394,773	62%
TOTAL	1,530,948	2,080,702	3,611,650	3,694,090	98%

Explain the 143%.



## No. of Hospital w/ LTO and PhilHealth Accredited

<i>PROVINCE/CITY</i>	<i>2011</i>		<i>2012</i>		<i>2013</i>		<i>2014</i>		<i>2015</i>		<i>2016</i>		<i>2017</i>	
	<i>Hospital LTO</i>	<i>PhilHealth Accredited</i>	<i>Hospital LTO</i>	<i>PhilHealth Accredited</i>	<i>Hospital LTO</i>	<i>PhilHealth Accredited</i>	<i>Hospital LTO</i>	<i>PhilHealth Accredited</i>	<i>Hospital LTO</i>	<i>PhilHealth Accredited</i>	<i>Hospital LTO</i>	<i>PhilHealth Accredited</i>	<i>Hospital LTO</i>	<i>PhilHealth Accredited</i>
<i>BASILAN</i>	<b>2</b>	<b>1</b>	<b>2</b>	<b>2</b>	<b>2</b>	<b>2</b>	<b>2</b>	<b>2</b>	<b>3</b>	<b>2</b>	<b>3</b>	<b>3</b>	<b>3</b>	<b>3</b>
<i>LANAO DEL SUR</i>	<b>6</b>	<b>4</b>	<b>6</b>	<b>5</b>	<b>6</b>	<b>6</b>	<b>6</b>	<b>6</b>	<b>6</b>	<b>6</b>	<b>7</b>	<b>6</b>	<b>7</b>	<b>6</b>
<i>MAGUINDANAO</i>	<b>9</b>	<b>6</b>	<b>9</b>	<b>9</b>	<b>10</b>	<b>9</b>	<b>10</b>	<b>10</b>	<b>10</b>	<b>10</b>	<b>11</b>	<b>11</b>	<b>11</b>	<b>11</b>
<i>SULU</i>	<b>9</b>	<b>2</b>	<b>9</b>	<b>4</b>	<b>9</b>	<b>7</b>	<b>9</b>	<b>9</b>	<b>9</b>	<b>9</b>	<b>9</b>	<b>9</b>	<b>8</b>	<b>7</b>
<i>TAWI-TAWI</i>	<b>7</b>	<b>3</b>	<b>7</b>	<b>4</b>	<b>7</b>	<b>6</b>	<b>7</b>	<b>6</b>	<b>7</b>	<b>7</b>	<b>7</b>	<b>7</b>	<b>7</b>	<b>7</b>
<i>MARAWI</i>	<b>3</b>	<b>3</b>	<b>4</b>	<b>4</b>	<b>4</b>	<b>4</b>	<b>4</b>	<b>4</b>	<b>5</b>	<b>4</b>	<b>7</b>	<b>7</b>	<b>9</b>	<b>7</b>
<i>TOTAL</i>	<b>36</b>	<b>19</b>	<b>37</b>	<b>28</b>	<b>38</b>	<b>34</b>	<b>38</b>	<b>37</b>	<b>40</b>	<b>39</b>	<b>44</b>	<b>43</b>	<b>45</b>	<b>41</b>

- For the year 2017, it has issued forty five(45) license to operate to hospitals/Infirmary within the area of the Autonomous Region in Muslim Mindanao (ARMM)
- By classification, there are (11) private infirmaries and (8) government infirmaries. As level 1, there are (7) private hospitals and (18) government hospitals. Only (1) is classified as level 2 which is the Maguindanao Provincial Hospital.
- For 2017, 45 Hospitals in ARMM are PhilHealth Accredited 41/45the number increased from 43/44 from 2016.
- For 2017, 1 infirmary not yet given License and 2 additional infirmary in marawi city 45/46

# No. of PhilHealth Accredited RHU Facilities

PROVINCE/CITY	<b>2011</b>			<b>2012</b>			<b>2013</b>			<b>2014</b>			<b>2015</b>			<b>2016</b>		
	<i>MCP</i>	<i>TB DOTS</i>	<i>PCB/OP B</i>	<i>MCP</i>	<i>TB DOTS</i>	<i>PCB/OP B</i>	<i>MCP</i>	<i>TB DOTS</i>	<i>PCB/OP B</i>	<i>MCP</i>	<i>TB DOTS</i>	<i>TSEKAP</i>	<i>MCP</i>	<i>TB DOTS</i>	<i>PCB/OP B</i>	<i>MCP</i>	<i>TB DOTS</i>	<i>PCB/OP B</i>
<i>BASILAN</i>	<b>0</b>	<b>0</b>	<b>0</b>	<b>0</b>	<b>0</b>	<b>0</b>	<b>0</b>	<b>0</b>	<b>0</b>	<b>1</b>	<b>1</b>	<b>1</b>	<b>2</b>	<b>2</b>	<b>2</b>	<b>5</b>	<b>4</b>	<b>5</b>
<i>LAMITAN</i>	<b>0</b>	<b>0</b>	<b>2</b>	<b>2</b>	<b>3</b>	<b>2</b>	<b>2</b>	<b>1</b>	<b>2</b>	<b>2</b>	<b>2</b>	<b>2</b>	<b>2</b>	<b>1</b>	<b>2</b>	<b>2</b>	<b>2</b>	<b>2</b>
<i>LANAO DEL SUR</i>	<b>3</b>	<b>12</b>	<b>17</b>	<b>8</b>	<b>27</b>	<b>27</b>	<b>24</b>	<b>31</b>	<b>38</b>	<b>28</b>	<b>31</b>	<b>39</b>	<b>28</b>	<b>33</b>	<b>39</b>	<b>33</b>	<b>35</b>	<b>35</b>
<i>MAGUINDANAO</i>	<b>13</b>	<b>26</b>	<b>26</b>	<b>13</b>	<b>22</b>	<b>28</b>	<b>16</b>	<b>27</b>	<b>30</b>	<b>21</b>	<b>27</b>	<b>31</b>	<b>28</b>	<b>31</b>	<b>38</b>	<b>34</b>	<b>35</b>	<b>39</b>
<i>SULU</i>	<b>5</b>	<b>5</b>	<b>5</b>	<b>5</b>	<b>5</b>	<b>5</b>	<b>6</b>	<b>6</b>	<b>13</b>	<b>7</b>	<b>7</b>	<b>18</b>	<b>8</b>	<b>8</b>	<b>15</b>	<b>12</b>	<b>13</b>	<b>16</b>
<i>TAWI-TAWI</i>	<b>4</b>	<b>3</b>	<b>6</b>	<b>4</b>	<b>4</b>	<b>8</b>	<b>9</b>	<b>7</b>	<b>9</b>	<b>7</b>	<b>5</b>	<b>7</b>	<b>8</b>	<b>10</b>	<b>8</b>	<b>6</b>	<b>6</b>	<b>6</b>
<i>MARAWI</i>	<b>0</b>	<b>0</b>	<b>0</b>	<b>0</b>	<b>0</b>	<b>1</b>	<b>0</b>	<b>1</b>	<b>1</b>	<b>0</b>	<b>1</b>	<b>1</b>	<b>1</b>	<b>1</b>	<b>1</b>	<b>1</b>	<b>1</b>	<b>1</b>
<b>TOTAL</b>	<b>25</b>	<b>46</b>	<b>56</b>	<b>32</b>	<b>61</b>	<b>71</b>	<b>57</b>	<b>73</b>	<b>93</b>	<b>66</b>	<b>74</b>	<b>99</b>	<b>77</b>	<b>82</b>	<b>104</b>	<b>92</b>	<b>94</b>	<b>103</b>

**\*The number of MCP, TB-DOTS and PCB Philhealth accredited facility were all increased from 2011 to 2016.**



# 2017 Hospital/ Infirmary Facilities

PROVINCE	Level 2		Level 1		INFIRMARY		TOTAL	PHIC Accredited As of June 2016
	Level 2 Gov't	Level 2 Private	Level 1 Gov't	Level 1 Private	Infirmary Govt	Infirmary Private		
<b>Maguindanao</b>	<b>1</b>	<b>0</b>	<b>4</b>	<b>0</b>	<b>2</b>	<b>4</b>	<b>11</b>	<b>11</b>
<b>Lanao Del Sur</b>	<b>0</b>	<b>0</b>	<b>5</b>	<b>1</b>	<b>0</b>	<b>1</b>	<b>7</b>	<b>6</b>
<b>Sulu</b>	<b>0</b>	<b>0</b>	<b>5</b>	<b>0</b>	<b>3</b>	<b>0</b>	<b>8</b>	<b>7</b>
<b>Tawi-Tawi</b>	<b>0</b>	<b>0</b>	<b>3</b>	<b>2</b>	<b>2</b>	<b>0</b>	<b>7</b>	<b>7</b>
<b>Basilan</b>	<b>0</b>	<b>0</b>	<b>1</b>	<b>1</b>	<b>1</b>	<b>0</b>	<b>3</b>	<b>3</b>
<b>Marawi City</b>	<b>0</b>	<b>0</b>	<b>0</b>	<b>3</b>	<b>0</b>	<b>6</b>	<b>9</b>	<b>7</b>
<b>TOTAL</b>	<b>1</b>	<b>0</b>	<b>18</b>	<b>7</b>	<b>8</b>	<b>11</b>	<b>45</b>	<b>41</b>

1- Infirmary in Sulu no licence yet  
2- New Infirmary in Marawi



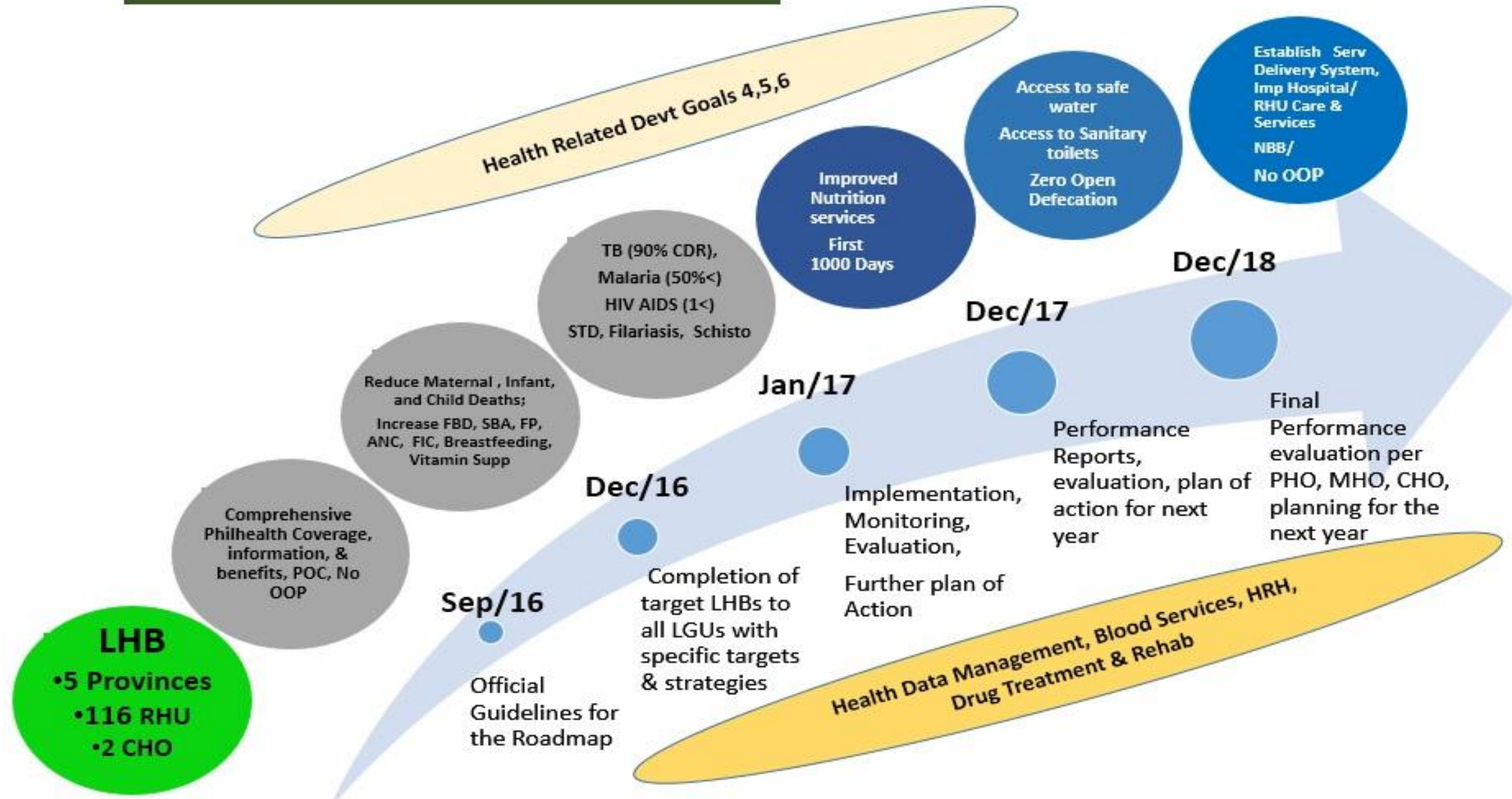


*nagmamahal*



# THE ROADMAP 2016-19

# DOH ARMM ROADMAP 2016-19



# PEOPLE



**IMPROVED HEALTH  
STATUS**

**ACHIEVE DEVELOPMENT  
GOALS**

**BETTER HEALTH SERVICES &  
INTERVENTIONS**

**FINANCIAL PROTECTION  
AMONG THE POOR**

**LGU (Prov/Mun)**

**LHB**

**PHO, CHO, MHO**

**Info System**

**Financing**

**Governance**

**Regulation**

**HR**

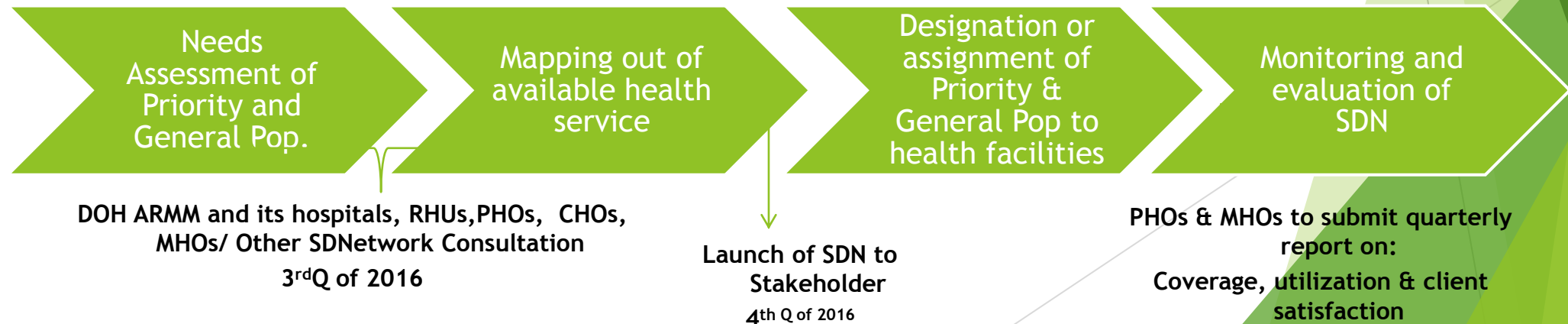
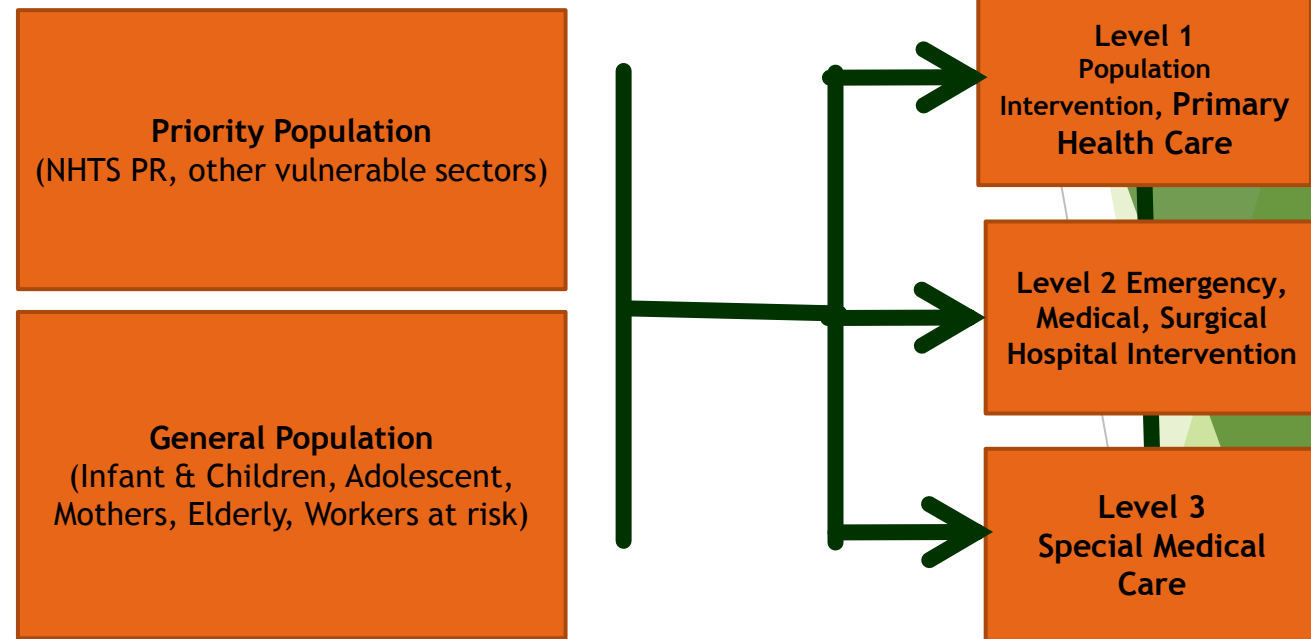
**Service  
Delivery**

**DOH-ARMM**

# ARMM Health Service Delivery Network



1. Each BHS, RHU, and Hospitals are part of Service Delivery Network
2. Ensure access to a continuum of quality health services for every family in the province/city/ wide health system



# 2017 PLANS

- Focus on the ongoing thrusts of Expanded Universal Health Care:

1. Strengthen and sustain health related Development Goals intervention,

- Nutrition and acute Hunger Mitigation: ECCD, First 1000 days
- Maternal Services: RH, FP (focus on Zero Unmet Need), ANC, AMSTL, PNC
- Infant Services: EINC, Care for Small babies, Exclusive Breast Feeding, Immunization, Micronutrient and supplementation
- Child Care Services: SBI, Nutrition and vitamin supplementation, Deworming, Hand Washing, Oral care,
- Control Infectious Diseases (PTB, HIV), Eradicate Malaria, Schistosomiasis, and Filariasis
- Reduce life-style related Diseases such as Cardiovascular diseases, diabetes, smoking, etc

2. Universal access to quality health care (Accredited BHS, RHU, and Hospitals) thru Philhealth coverage, its benefits and processes known to all members, Financial Protection (No OOP), Improve all hospitals and Health Facilities;

3. Establish efficient Service Delivery Network upgrade of hospital and RHU services thru capacity level-up and standardization of health facilities;

- Drug Abuse Treatment and Rehabilitation (Drug Rehabilitation and Treatment Center, Community Based Rehabilitation Program)
- Improve Blood Collection Center and Services
- Improve Access to cheaper Medicines

4. Responsive and Effective Governance with LGU support

5. Access to safe water and sanitary toilet: Salintubig and Zero Open Defecation





### III. Physical and Financial Utilization Report

- A. Summary of Fund Sources
- B. ARMM – GAA
- C. Locally Funded Programs
- D. Nationally Funded Programs
- E. Foreign- Assisted Programs



# Summary of Fund Sources



YEAR (1)	FUND SOURCES (2)	ALLOCATION (3)	RELEASED (4)	DISBURSED (5)	% UTILIZED (6)
2017	Regular (ARMM GAA)	1,355,319,000	1,355,319,000	1,309,200,960	96 %
	National Funds	691,663,947.11	691,663,947.11	498,938,550.23	72%
	FAPs / BA/OA	37,634,650.00	37,634,650.00	37,632,985.00	99%
	Local Funds				
	Total	2,084,617,597.11	2,084,617,597.11	1,845,772,495.23	88%

## FINANCIAL UTILIZATION OF REGULAR FUND 2017

Particulars		Allotment	Obligation		Disbursement/ Liquidation		Balance	
		Amount	Amount	%	Amount	%	Amount	%
2017	PS	943,199,000	917,686,960	97%	917,686,960	97%	25,512,040	3%
	MOOE	412,120,000	391,514,000	95%	391,514,000	95%	20,606,000	5%
	CO							
	TOTAL	1,355,319,000	1,309,200,960	96%	1,309,200,960	96%	46,118,040	4%

Region and Hospital TOTAL	294,678,830	351,481,830	294,678,830	351,481,830
Terminal Leave Benefits	4,797,857		9,763,566	2,318,217
REGION (SUPPORT TO OPERATION)	49,544,198	52,518,198	49,544,198	52,518,198
PS	17,574,330	20,548,330	17,574,330	20,548,330
MOOE	31,969,868	31,969,868	31,969,868	31,969,868
HOSPITALS (OPERATION)	245,134,632	298,963,632	245,134,632	298,963,632
PS	179,226,000	233,055,000	179,226,000	233,055,000
MOOE	65,908,632	65,908,632	65,908,632	65,908,632
IPHO SULU	-	-	-	-
PS	19,692,798	25,725,798	19,692,798	25,725,798
MOOE	9,023,337	9,023,337	9,023,337	9,023,337
LUUK	-	-	-	-
PS	6,624,660	8,606,160	6,624,660	8,606,160
MOOE	2,258,862	2,258,862	2,258,862	2,258,862
PANGUTARAN	-	-	-	-
PS	4,618,242	6,016,242	4,618,242	6,016,242
MOOE	2,252,451	2,252,451	2,252,451	2,252,451
PARANG	-	-	-	-
PS	6,553,041	8,553,041	6,553,041	8,553,041
MOOE	2,252,451	2,252,451	2,252,451	2,252,451
SIASI	-	-	-	-
PS	5,004,300	6,532,800	5,004,300	6,532,800
MOOE	2,270,262	2,270,262	2,270,262	2,270,262
TAPUL	-	-	-	-
PS	2,327,352	3,023,352	2,327,352	3,023,352
MOOE	917,463	917,463	917,463	917,463
TONGKIL	-	-	-	-
PS	2,327,790	3,023,790	2,327,790	3,023,790
MOOE	917,463	917,463	917,463	917,463
PANAMAO	-	-	-	-
PS	4,141,452	5,426,452	4,141,452	5,426,452
MOOE	2,252,451	2,252,451	2,252,451	2,252,451
IPHO TAWI	-	-	-	-
PS	13,304,310	17,331,310	13,304,310	17,331,310
MOOE	3,012,924	3,012,924	3,012,924	3,012,924
LANGUYAN	-	-	-	-
PS	2,358,528	3,074,028	2,358,528	3,074,028
MOOE	917,463	917,463	917,463	917,463
DATU ALAWADDIN	-	-	-	-
PS	2,327,649	3,040,149	2,327,649	3,040,149
MOOE	919,125	919,125	919,125	919,125
TUAN	-	-	-	-
PS	8,821,230	11,495,730	8,821,230	11,495,730
MOOE	2,252,451	2,252,451	2,252,451	2,252,451

IPHO LANAO				
PS	14,699,439	18,901,939	14,699,439	18,901,939
MOOE	2,907,714	2,907,714	2,907,714	2,907,714
BALINDONG	-	-	-	-
PS	4,340,568	5,647,568	4,340,568	5,647,568
MOOE	1,114,350	1,114,350	1,114,350	1,114,350
TAMPARAN	-	-	-	-
PS	12,824,100	16,586,100	12,824,100	16,586,100
MOOE	2,391,624	2,391,624	2,391,624	2,391,624
WAO	-	-	-	-
PS	5,228,529	6,802,529	5,228,529	6,802,529
MOOE	2,270,499	2,270,499	2,270,499	2,270,499
DR.SERAPIO	-	-	-	-
PS	9,160,452	11,894,452	9,160,452	11,894,452
MOOE	2,464,539	2,464,539	2,464,539	2,464,539
UNAYAN	-	-	-	-
PS	2,395,608	3,130,608	2,395,608	3,130,608
MOOE	1,059,012	1,059,012	1,059,012	1,059,012
MARAWI	-	-	-	-
PS	-	-	-	-
MOOE	637,212	637,212	637,212	637,212
IPHO MAG	-	-	-	-
PS	31,276,041	40,599,541	31,276,041	40,599,541
MOOE	13,398,324	13,398,324	13,398,324	13,398,324
BULUAN	-	-	-	-
PS	6,214,548	8,110,548	6,214,548	8,110,548
MOOE	2,869,239	2,869,239	2,869,239	2,869,239
SOUTH UPI	-	-	-	-
PS	2,382,432	3,089,932	2,382,432	3,089,932
MOOE	1,003,914	1,003,914	1,003,914	1,003,914
DINAIG	-	-	-	-
PS	2,376,372	3,081,872	2,376,372	3,081,872
MOOE	2,258,151	2,258,151	2,258,151	2,258,151
DATU BLAH	-	-	-	-
PS	4,628,898	6,020,898	4,628,898	6,020,898
MOOE	1,730,901	1,730,901	1,730,901	1,730,901
SUMISIP	-	-	-	-
PS	676,101	933,101	676,101	933,101
MOOE	292,362	292,362	292,362	292,362

# FINANCIAL UTILIZATION OF NATIONAL FUND 2017

## (AS OF DECEMBER 11, 2017)



PARTICULARS	ALLOTMENT	DISBURSEMENT / LIQUIDATION		BALANCE	
	AMOUNT	AMOUNT	%	AMOUNT	%
NATIONAL FUNDS	691,663,947.11	498,388,190.23	72%	193,275,756.88	28%
UNICEF FUND	37,634,650.00	37,632,985.00	99.9%	1,664.50	1%

# 2017 FINANCIAL UTILIZATION OF SPECIAL FUNDS



DATE	PROGRAM	CHECK NO.	ALLOTMENT/ RELEASED	OBLIGATION	DISBURSED	% OF UTILIZATION	BALANCE
10/29/2015	T/F 2014 & 2015 BuB Program Implementation of FHO, HEMS, NCPAM	557070	38,815,115.00	37,184,801.09	37,184,801.09	96%	1,630,313.91
01/22/2016	Transfer of fund for HFEP Bottom-Up Budget Program/Projects	ADA 01101101-04156- 2016	30,936,919.00	27,291,295.91	27,291,295.91	88%	3,645,623.09
04/13/2016	Transfer of Funds for the repair/ rehabilitation of OPCEN and warehouse damaged by typhoon	ADA 01101101-04156- 2016	2,000,000.00	2,000,000.00	2,000,000.00	100%	0.00
04/19/2016	Transfer of Funds to support the implementation of Vaccine Preventable Disease Surveillance	ADA 01101101- 0301212-2016	298,644.00	294,644.00	294,644.00	99%	4,000.00
08/26/2016	Transfer of Funds for the Local; Health System Development Division Fund and 2015 Continuing Appropriation . The honorarium of DOLG-Ros and mobilization fund for DOH Ros while the Regional ME3 Conference for DOH- Ros	ADA 01101101-08454- 2016	468,575.00	468,575.00	468,575.00	100%	0.00
09/19/2016	Transfer of Funds to ARMM for the treatment of Drug Abusers	ADA 01101101-09485- 2016	5,000,000.00	5,000,000.00	5,000,000.00	100%	0.00
10/12/2016	Transfer of funds for the conduct of Philippine Antibiotics Awareness Week (PAAW)	ADA 01101101-09516- 2016	200,000.00	0.00	0.00	0%	200,000.00

# 2017 FINANCIAL UTILIZATION OF SPECIAL FUNDS



DATE	PROGRAM	CHECK NO.	ALLOTMENT / RELEASED	OBLIGATION	DISBURSED	% OF UTILIZATION	BALANCE
11/28/2016	For transfer of funds for payments of various Infrastructure Project under CY 2012 HFEP	ADA 01101101-11596- 2016	47,683,217.02	47,466,951.90	47,466,951.90	99%	216,265.12
12/05/2016	Transfer of funds to DOH-ARMM for the procurement of Various equipment and for the completion and construction of infra projects	ADA 01101101-12607- 2016	23,620,770.67	16,535,701.34	16,535,701.34	70%	7,085,069.33
12/15/2016	Transfer of funds to DOH-ARMM for the implementation of programs under elimination of diseases as public health treat .	ADA 01101101-12641- 2016	13,820,000.00	9,913,286.94	9,913,286.94	77%	3,906,713.06
01/31/2017	Transfer of fund for 15% Mobilization Fund for Infrastructure Component of 2014 HFEP	9917010079	15,000,000.00	15,000,000.00	15,000,000.00	100%	0.00
04/03/2017	Transfer of funds for the hiring of Job Order (JO) Personnel for Planning Design Development and Monitoring and Inventory of the 2014, 2015, 2016 and 2017	9917040312	2,626,680.00	2,626,680.00	2,626,680.00	100%	0.00
04/11/2017	Transfer of funds for the development and implementation of the geographically isolate and disadvantaged areas and IP Health Programs and Projects	9917040346	500,000.00	165,450.00	165,450.00	33%	334,550.00
04/12/2017	Transfer of funds for the activities related to the development of 2018 Annual Operational Plan (AOP)	9917040349	250,000.00	250,000.00	250,000.00	100%	0.00

# 2017 FINANCIAL UTILIZATION OF SPECIAL FUNDS



DATE	PROGRAM	CHECK NO.	ALLOTMENT / RELEASED	OBLIGATION	DISBURSED	% OF UTILIZATION	BALANCE
04/12/2017	Transfer of funds for the Integrated monitoring and evaluation of the implementation of local investment plans for health (LIPH), Annual Operational Plan (AOP) and Bottom up Budgeting (BuB) Projects	9917040349	275,000.00	275,000.00	275,000.00	100%	0.00
05/11/2017	Transfer of Funds for the Implementation of Different Program and Project of the Pharmaceutial Division	9917050419	956,196.00	956,196.00	956,196.00	100%	0.00
05/24/2017	Transfer of Funds for the Implementation of Different Program and Project of the Pharmaceutial Division	9917050453	4,005,460.00	2,510,616.04	2,510,616.04	63%	1,494,843.96
07/11/2017	Transfer of Funds to cover the compensation for the hiring of three (3) Job Orders (JO) Computer Programmer to assist DOH-ARMM in the assessment of facility readiness, training, installation, troubleshooting and provision to support for the implementation of electronic cords (EMR) in Primary Care Facilities and Hospitals	9917070629	718,600.00	478,410.00	478,410.00	66%	240,190.00
07/12/2017	Transfer of Funds fhe activities related to the implementation of the first local health system awards for 2017	9917070639	715,294.00	0.00	0.00	0%	715,294.00



# 2017 FINANCIAL UTILIZATION OF SPECIAL FUNDS



DATE	PROGRAM	CHECK NO.	ALLOTMENT/ RELEASED	OBLIGATION	DISBURSED	% OF UTILIZATION	BALANCE
07/12/2017	Transfer of Funds for the activities related to the implementation of the first local health system awards for 2017	9917070639	282,352.00	0.00	0.00	0%	282,352.00
07/14/2017	Transfer of Funds for the Fixed Tranche for the Implementation of Health Program and Projects under the ARMM-Wide Investment Plan for Health (AIPH)	9917070649	17,250,000.00	15,061,706.39	15,061,706.39	87%	2,188,293.61
07/21/2017	Transfer of funds for the MHCAP of Hospitals for the poor patients for CY 2016-2017	9917070675	34,662,000.00	32,220,000.00	32,220,000.00	93%	2,442,000.00
07/24/2017	Transfer of funds for expenses of PHIC & GSIS	9917070686	4,051,300.00	4,051,300.00	4,051,300.00	100%	0.00
07/28/2017	Transfer of funds for the Performance Based Incentives of Barangay Health Workers in ARMM	9917070707	1,000,000.00	1,000,000.00	0.00	0%	1,000,000.00
07/31/2017	Transfer of funds for the Procurement of Medical Equipment & Infrastructure Projects	585589	164,481,605.42	45,299,962.52	45,299,962.52	28%	119,181,642.90
07/31/2017	Transfer of funds for the Pre & Post Deployment of HRH & for the DOH Regional Staff & Provincial Representative for the year 2017	585590	6,705,600.00	3,772,206.00	3,772,206.00	56%	2,933,394.00
07/31/2017	Transfer of funds for the Procurement of Medical Equipment for BHS DO#2017-0194 dated 05-12-2017	585591	10,176,800.00	0.00	0.00	0%	10,176,800.00



# 2017 FINANCIAL UTILIZATION OF SPECIAL FUNDS



DATE	PROGRAM	CHECK NO.	ALLOTMENT/ RELEASED	OBLIGATION	DISBURSED	% OF UTILIZATION	BALANCE
07/31/2017	Transfer of funds for the Salaries from July-December 2017 of deployed nurses under NDP 2016 (163,848,288), physicians under UHCIDP 2016 (17,619,966), dentists under DDP 2016 (3,483,360), midwives under RHMPP 2016 (7,077,294), medical technologists under MTDP 2016 (2,837,118) & public health associate under PHADP 2016 ( 17,347,800)	585592	212,213,856.00	212,213,856.00	212,213,856.00	100%	0.00
07/31/2017	Transfer of funds to support in the implementation of activities to Non-Communicable Disease Prevention & Control Program	585601	4,000,000.00	4,000,000.00	4,000,000.00	100%	0.00
07/31/2017	Transfer of funds to support in the implementation of activities to Non-Communicable Disease Prevention & Control Program	585602	11,762,600.00	3,584,449.49	3,589,449.49	30%	8,173,150.51
08/18/2017	Transfer of funds in support to the program implementation of National Tuberculosis Control Program	ADA 9917080773	10,000,000.00	3,384,601.61	3,384,601.61	34%	6,615,398.39

# 2017 FINANCIAL UTILIZATION OF SPECIAL FUNDS



DATE	PROGRAM	CHECK NO.	ALLOTMENT / RELEASED	OBLIGATION	DISBURSED	% OF UTILIZATION	BALANCE
08/18/2017	Transfer of funds for the Procurement of Medical Equipment and Infrastructure Projects BHS under DO #2017-0167 dated 05-04-2017	ADA 9917080773	25,087,363.00	6,077,500.00	6,077,500.00	24%	19,009.862.00
08/29/2017	Transfer of funds for the Implementation of alative to the National Voluntary Blood Services Program of DOH-ARMM	ADA 9917080803	300,000.00	300,000.00	300,000.00	100%	0.00
12/2017	LGU SCORECARD		1,800,000.00	-	-	-	1,800,000.00

## UNICEF FUND

DATE	PROGRAM	CHECK NO.	ALLOTMENT / RELEASED	OBLIGATION	DISBURSED	% OF UTILIZATION	BALANCE
5-17-16	UNICEF FUND (TDSIA)	00208585	16,193,650.00	16,193,650.00	16,193,650.00	100%	0.00
	UNICEF FUND (TDSIA)	00208585	21,441,000.00	21,439,335.50	21,439,335.50	100%	1,664.50
		TOTAL	37,634,650.00	37,632,985.00	37,439,335.50	99.9%	1,664.50

# FINANCIAL AND PHYSICAL UTILIZATION REPORT (2012- 2017)



## B. Physical and Financial Utilization Report, ARMM – GAA (FY 2012-2017)

Program , Projects and Activities	Performance Indicator	Physical Accomplishment							Financial Accomplishment-								
		Actual					2017			Utilization					2017 Budget (P'000)		
		2012	2013	2014	2015	2016	Target	Acc. As of 3 <sup>RD</sup> Qtr 2017	%	2012	2013	2014	2015	2016	Released	Disbursed	%
1. Hospital Services											411,972	517,324	560,686	639,414			
	a.) No. of Out- Patients managed			122,175	253,035	241,062	198,019	235,254	118.80								
	Percentage of Out- patient Managed			93.98	140.56	121.74											
	b.) No. of In- Patients managed			84,039	106,153	89,973	119,700	76,122	63.59								
	Percentage of In- Patient Managed			112%	47.86	75.17											
	c.) % of patients that rated the hospital services as satisfactory or better			93%	96%	96%	91%	98%	98%								
	d.) % of patients discharged within 3 days upon Admission			96%													

*Note: The physical and financial report should include both the actual figures and the equivalent percentage for better appreciation of the data. For 2017, the coverage is only for the semi annual(January 1 - June, 2017). For agency with activity target or other physical target, indicate the unit of measurement of physical targets*

**Hospital Services, It improved a lot at 61.05% out patients admitted/managed in the hospital. Low admission indicates good management at the out patient department and in the Community or field Health Care Services.**

**Patients rated the hospital service as satisfactory or better is 97%.**

## B. Physical and Financial Utilization Report, ARMM – GAA (FY 2012-2017)



Program , Projects and Activities	Performance Indicator	Physical Accomplishment								Financial Accomplishment-							
		Actual					2017			Utilization					2017 Budget (P'000)		
		2012	2013	2014	2015	2016	Target	Acc. As of 3 <sup>rd</sup> qtr 2017	%	2012	2013	2014	2015	2016	Released	Disbursed	%
2. Community/ Field Health Services												483,200	444,280	647,810	715,905		
	a.) No. of Facility Based Deliveries	17,176	20,628	29,362	29,350	36,352	27,545	24,691	89.64								
	b.) No. of Home deliveries	55,444	58,915	50,186	33,894	27,938	64,157	19,834	30.91								
	-No. of Home deliveries attended by SBA	25009	25,681	29510	12,283	8,099	Actual	9,687	48.84								
	c.)Maternal Mortality Rate(PER 100,000 LB)	48 deaths	40 deaths	55 deaths	75 deaths	43 deaths	5% Reduction	28 deaths	69/ 100,000LB								
	% decrease in Maternal Mortality	65/ 100,000LB	51/ 100,000LB	71/ 100,00 LB	102/ 100,000 LB	71.83/ 100,000LB											
	d.) Infant Mortality Rate (PER 1000 LB)	341 deaths	274 deaths	516 deaths	529 deaths	372 deaths	5% Reducti on	270deaths	6.68/ 1,000LB								
	% decrease in Infant Mortality	4.63/ 1,000 LB	3.51/ 1,000 LB	7/ 1,000 LB	7/ 1,000 LB	6.21/ 1,000LB											
	e.) No. of Midwives Vs. Barangays																

*Note: The physical and financial report should include both the actual figures and the equivalent percentage for better appreciation of the data. For 2017, the coverage is only for the demi annual (January 1 - June, 2017). For agency with activity target or other physical target, indicate the unit of measurement of physical targets*

## B. Physical and Financial Utilization Report, ARMM – GAA (FY 2012-2017)



Program , Projects and Activities	Performance Indicator	Physical Accomplishment								Financial Accomplishment-							
		Actual					2017			Utilization					2017 Budget (P'000)		
		2012	2013	2014	2015	2016	Target	Acc. As of 3 <sup>rd</sup> qtr 2017	%	2012	2013	2014	2015	2016	Released	Disbursed	%
3. Disease prevention & Control program																	
	a.) No. of persons given vaccinations against preventable diseases *		404,000	389712	647,601	600,542	192,379	182,766	95%								
	b.) No. of persons with diseases provided with health intervention **			361,687	533,754	487,567	359,434	437,768	121.79								
	c.) % decrease in occurrence of health preventable diseases		218,509	285,103	272,860	306,312	5%	ANNUAL DATA									
	d.)% of target population attended/served within 1 year			1,553,729	1,539,493	1,483,434		ANNUAL DATA									

*Note: The physical and financial report should include both the actual figures and the equivalent percentage for better appreciation of the data. For 2017, the coverage is only for the semi annual (January 1 - June, 2017). For agency with activity target or other physical target, indicate the unit of measurement of physical targets*

# VITAL HEALTH INDICES

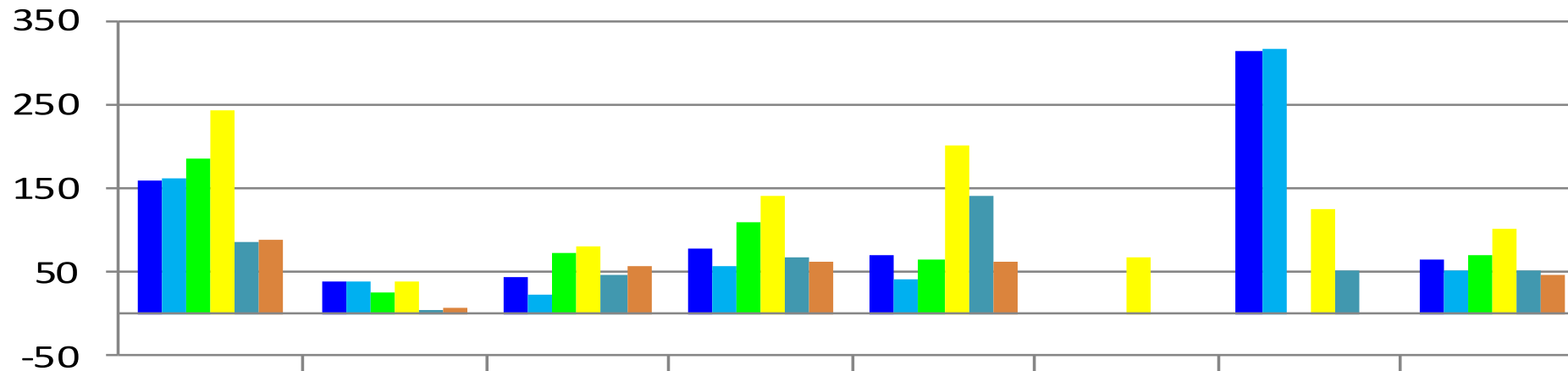


# KP Roadmap



Indicators	Accomplishment As of 3rd quarter		
Province/City with Proportion of Births delivered in Health Facilities	Basilan - 30.22% Lanao Del Sur - 72.69% Maguindanao - 56.28% Sulu - 31.91% Tawi-Tawi - 71.41 % Lamitan City - 79.75% Marawi City - 76.41%	ARMM – 57.61% (30,883 del.)	
Maternal Mortality Rate per 100,000LB	Basilan - 87.53 (2 deaths) Lanao Del Sur - 7.31 (1 deaths) Maguindanao - 57.90 (12 deaths) Sulu - 63.35 (6 deaths) Tawi-Tawi - 63.43 (4 deaths) Lamitan City - 0 (0 death) Marawi City - 0 ( 0 death)	ARMM – 46 (25 deaths )	
Infant Mortality Rate per 1,000 LB	Basilan - 4.81 (11 deaths) Lanao Del Sur - 1.46 (20 deaths) Maguindanao - 2.56 (53 deaths) Sulu - 13.83 (131 deaths) Tawi-Tawi - 14.43 (91 deaths) Lamitan City - 2.97 (3 deaths) Marawi City - 1.15 (1 death)	ARMM – 5.70 (310 deaths)	
Under-Five Mortality Rate per 1,000 LB	Basilan - 4.81( 11 deaths) Lanao Del Sur - 3.00 (41 deaths) Maguindanao - 4.00 (83 deaths) Sulu - 15.92 (166 deaths) Tawi-Tawi - 17.13 (108 deaths) Lamitan City - 0 (0 death) Marawi City - 0 (0 death)	ARMM – 7.40 (409 deaths)	

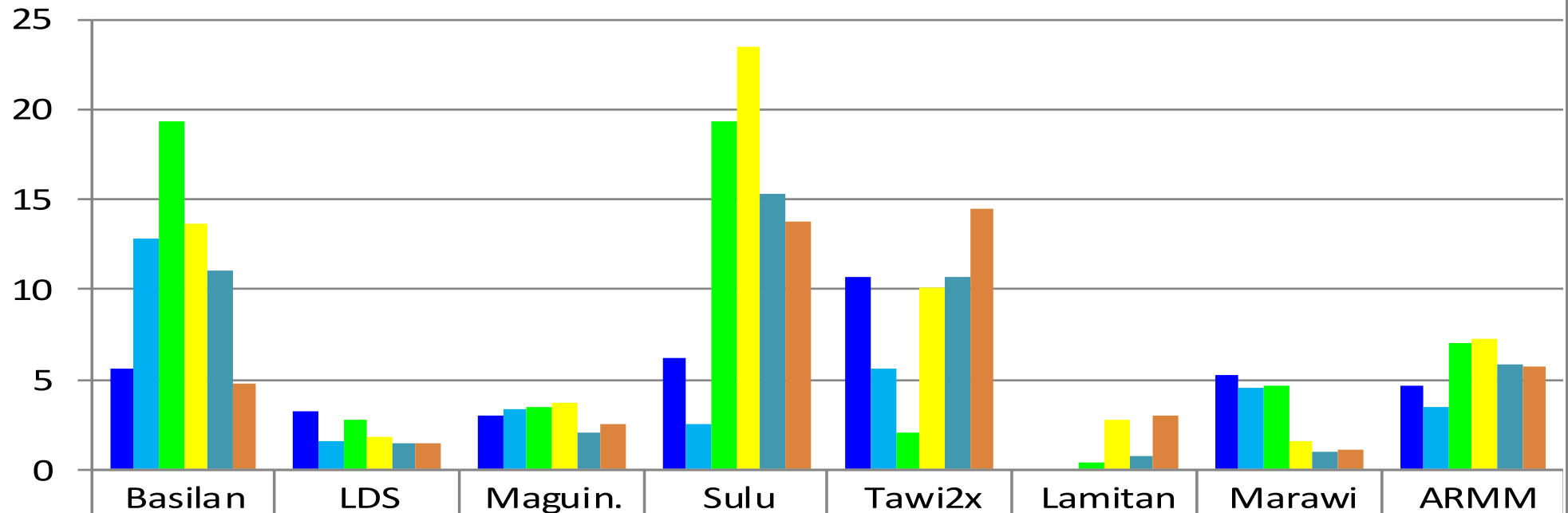
# Maternal Mortality Rate (MMR) 2012 - 2017 3<sup>rd</sup> Q (partial)



	Basilan	LDS	Maguin	Sulu	Tawi2x	Lamitan	Marawi	ARMM
2012	159	38	45	77	71		315	65
2013	162	40	22	57	41		317	51
2014	186	27	74	110	66	0	0	71
2015	242	40	82	140	200	69	125	102
2016	87	5	48	69	142	0	52	53
2017 3rd Qtr (partial)	88	7	58	63	63	0	0	46

National Target by 2022: 90 per 100.000 LB

# Infant Mortality Rate (IMR) 2012 - 2017 3<sup>rd</sup> Q (partial)

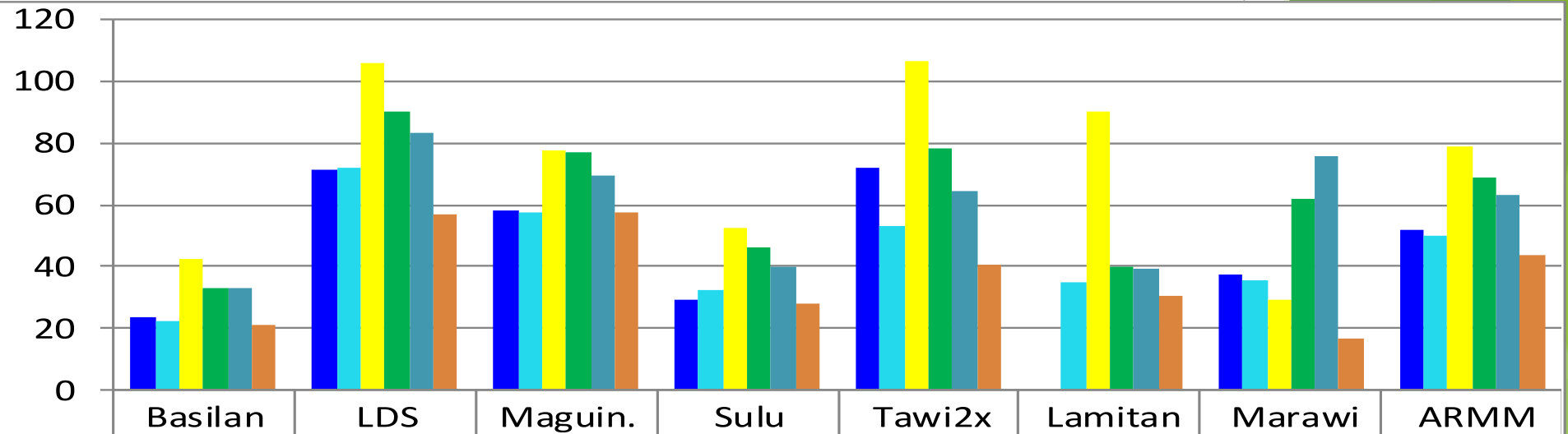


National Target by 2022: 15 per 1,000 LB

# Maternal Care

## Pregnant Women w/ 4 visits

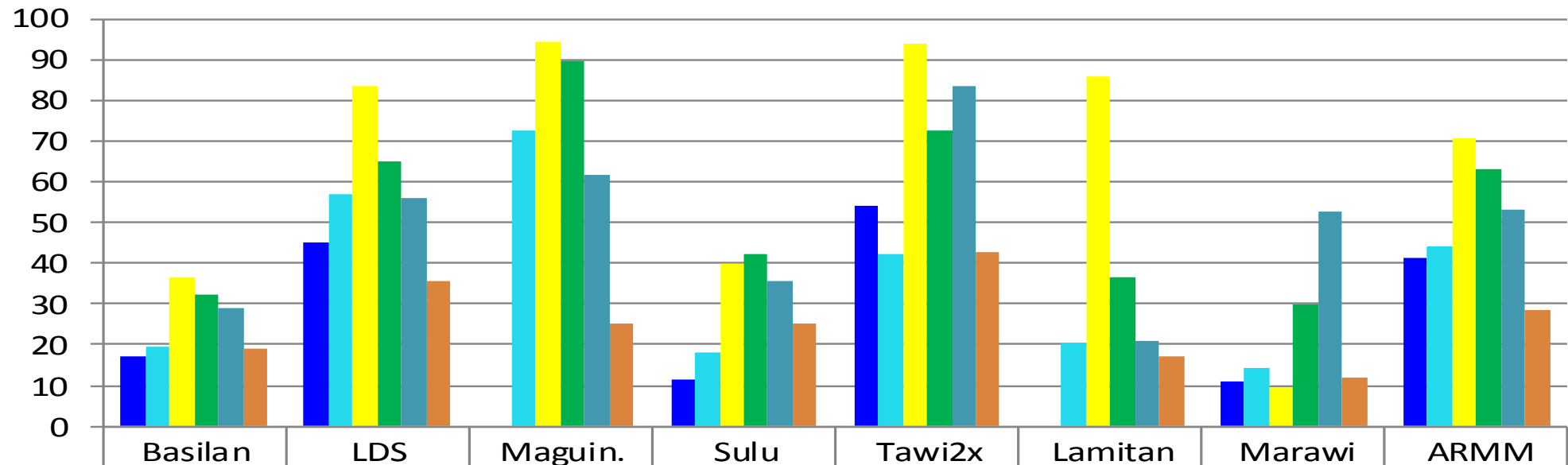
### 2012 - 2017 3<sup>rd</sup> Q (partial)



	Basilan	LDS	Maguin.	Sulu	Tawi2x	Lamitan	Marawi	ARMM
2012	23.65	71.7	58.4	28.95	71.75		37.33	51.77
2013	22.15	72.11	57.84	32.12	53.13	34.72	35.55	50.22
2014	42.58	106.2	77.44	52.76	106.71	90.36	29.41	79.20
2015	33.18	90.02	77.04	46.17	78.04	40.14	62.17	68.69
2016	32.99	83.36	69.56	39.63	64.58	39.23	75.66	63.21
2017 3rd Q (partial)	21.24	56.97	57.62	27.78	40.56	30.17	16.67	43.57

National Target by 2022: **86%**

# Maternal Care Pregnant Women Given TT2+ 2012 - 2017 3<sup>rd</sup> Q (partial)

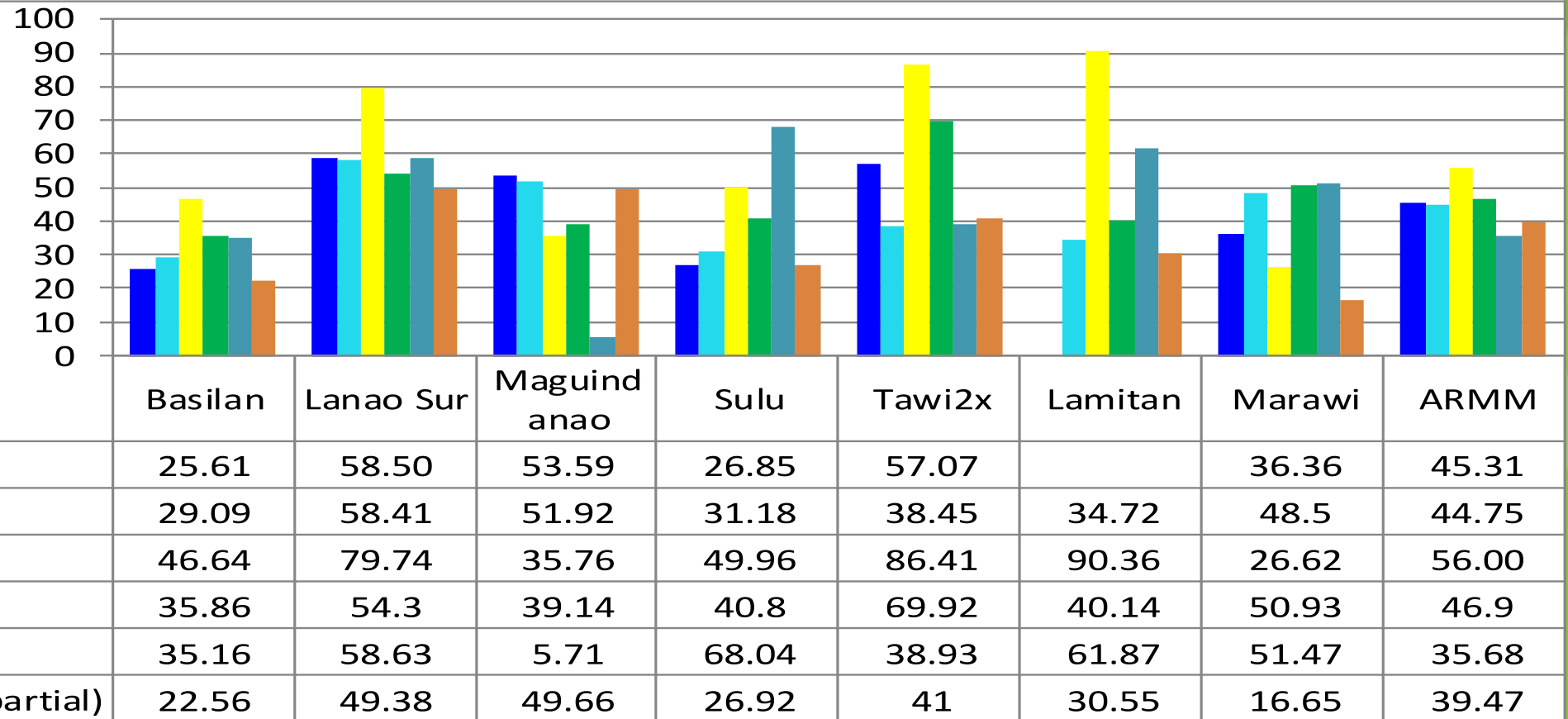


■ 2012	17.06	45.17	0	11.52	53.99		10.82	41.50
■ 2013	19.42	57.05	72.52	18.21	42.32	20.27	14.25	44.23
■ 2014	36.32	83.38	94.2	40.03	94.13	86.07	9.66	70.79
■ 2015	32.52	64.84	89.75	42.42	72.77	36.60	29.79	63.24
■ 2016	28.83	55.96	61.54	35.62	83.61	20.75	52.68	53.29
■ 2017 3rd Q (partial)	19.23	35.80	25.18	25.20	42.78	17.28	11.98	28.32

# Maternal Care

## Pregnant Women Given Complete Iron w/FA

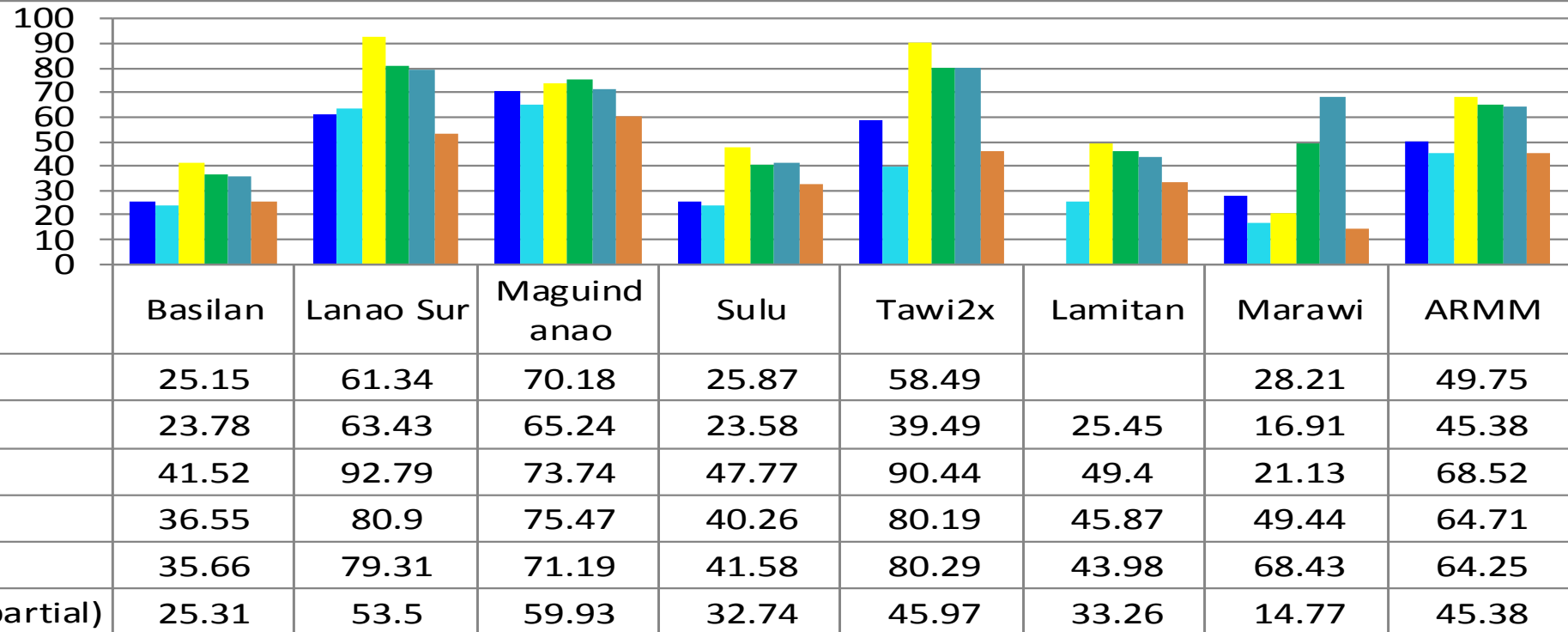
### 2012 - 2017 3<sup>rd</sup> Q (partial)



# Maternal Care

## Post-partum Women w/ 2 visits

### 2012 - 2017 3<sup>rd</sup> Q (partial)



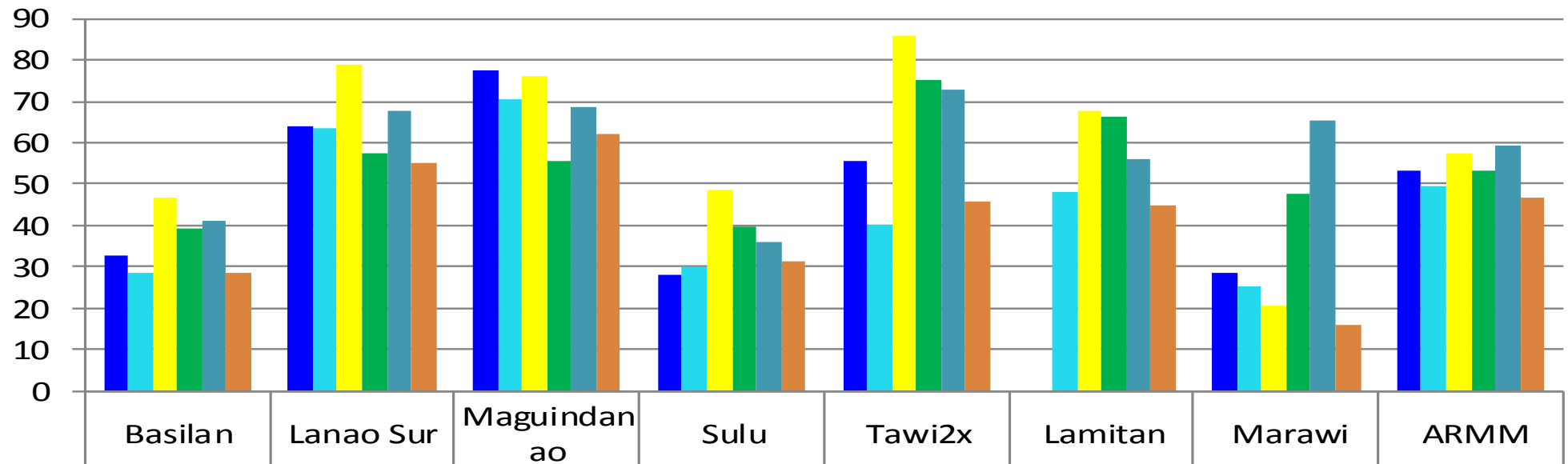
National Target by 2022: **86%**



# Maternal Care

## Post-partum Women Given Complete Iron

### 2012 - 2017 3<sup>rd</sup> Q (partial)

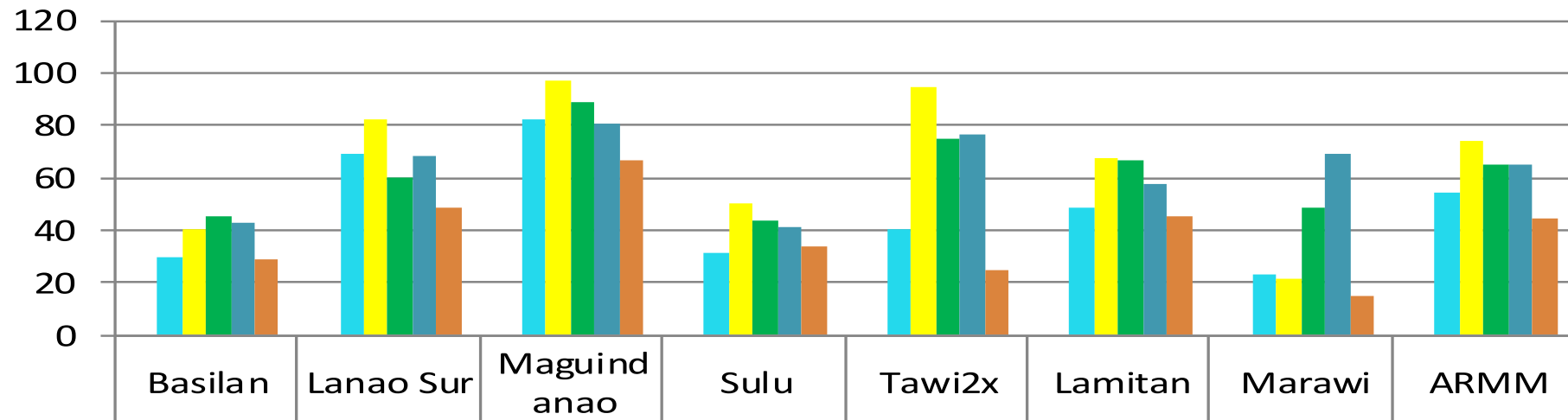


	Basilan	Lanao Sur	Maguindanao	Sulu	Tawi2x	Lamitan	Marawi	ARMM
2012	32.77	63.79	77.53	28.25	55.75		28.75	53.21
2013	28.78	63.70	70.63	29.77	40.35	48.36	25.33	49.73
2014	46.79	79.01	76.10	48.61	85.69	67.91	20.79	57.67
2015	39.17	57.59	55.68	39.55	75.12	66.54	47.57	53.38
2016	41.02	67.79	68.53	36.09	72.87	56.11	65.34	59.47
2017 3rd Q (partial)	28.65	55.31	62.21	31.38	45.83	44.84	15.80	46.66

# Maternal Care

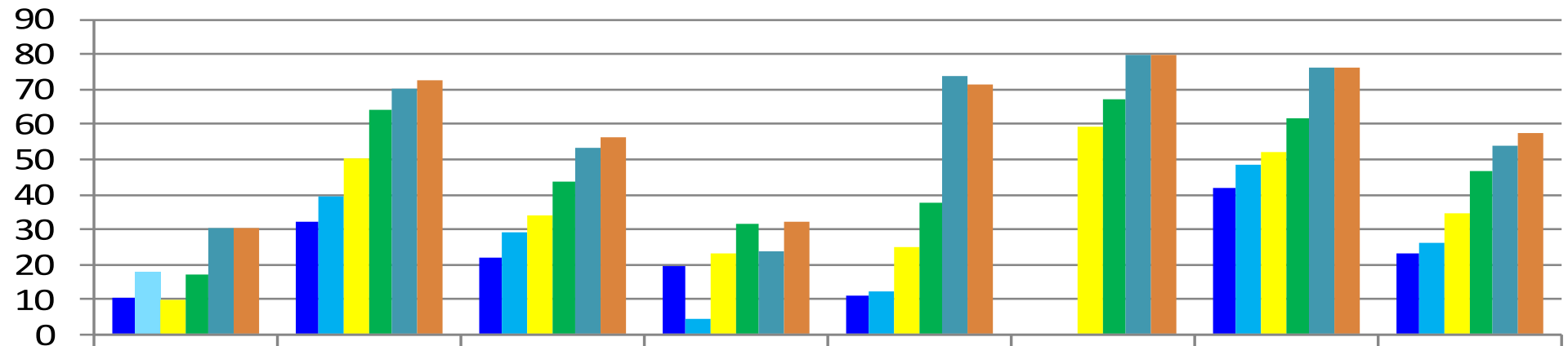
## Post-partum Women Given Vitamin A

### 2012 - 2017 3<sup>rd</sup> Q (partial)



2012								
2013	29.93	69.12	82.39	31.67	40.11	48.36	23.49	54.43
2014	40.17	82.18	97.13	50.19	94.46	67.91	21.87	74.23
2015	44.97	60.33	88.68	43.55	74.58	66.54	48.91	64.95
2016	43.24	68.22	80.99	41.29	76.92	57.55	68.89	65.24
2017 3rd Q (partial)	28.94	48.87	66.5	33.82	24.66	44.99	14.71	44.52

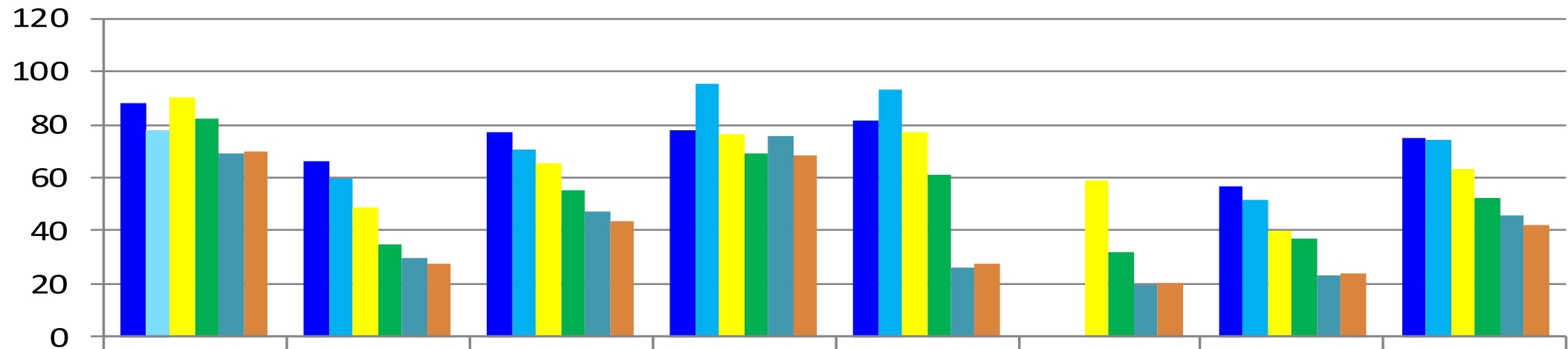
# Facility Based Delivery 2012 - 2017 3<sup>rd</sup> Q (Partial)



	Basilan	Lanao Sur	Maguindanao	Sulu	Tawi2x	Lamitan City	Marawi City	ARMM
2012	10.73	32.24	22.17	19.63	11.26		41.84	23.16
2013	17.66	39.7	29.44	4.61	12.18		48.71	25.98
2014	9.74	50.08	33.96	23.17	25.11	59.23	51.92	34.59
2015	17.2	64.45	43.42	31.57	37.54	67.23	61.93	46.65
2016	30.25	70.1	53.06	24.00	74	80.07	76.44	54.07
2017 3rd Q (Partial)	30.22	72.69	56.28	31.91	71.41	79.75	76.41	57.61

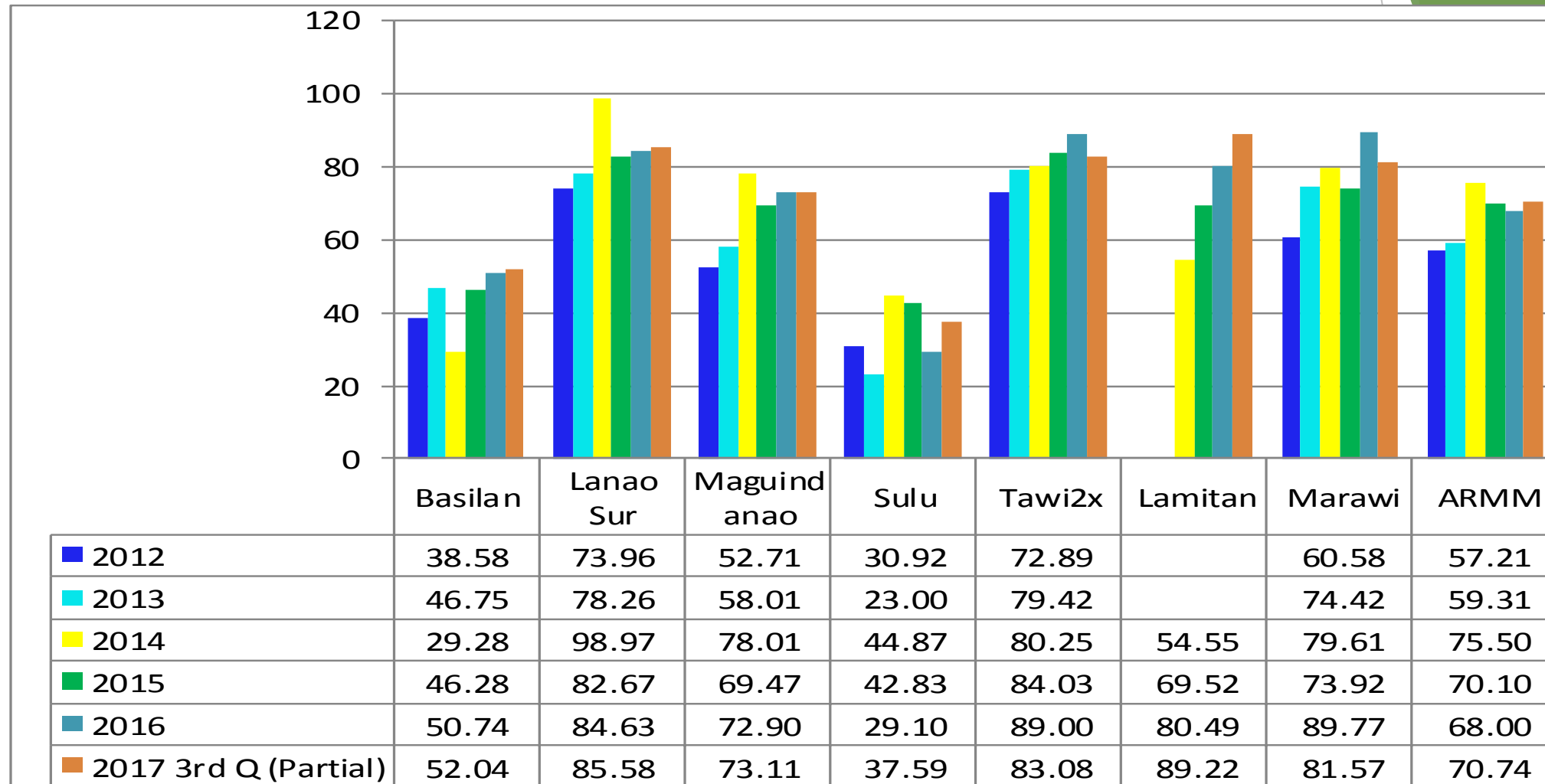
National Target by 2022: 91 %

# Home Based Delivery 2012 - 2017 3<sup>rd</sup> Q (Partial)



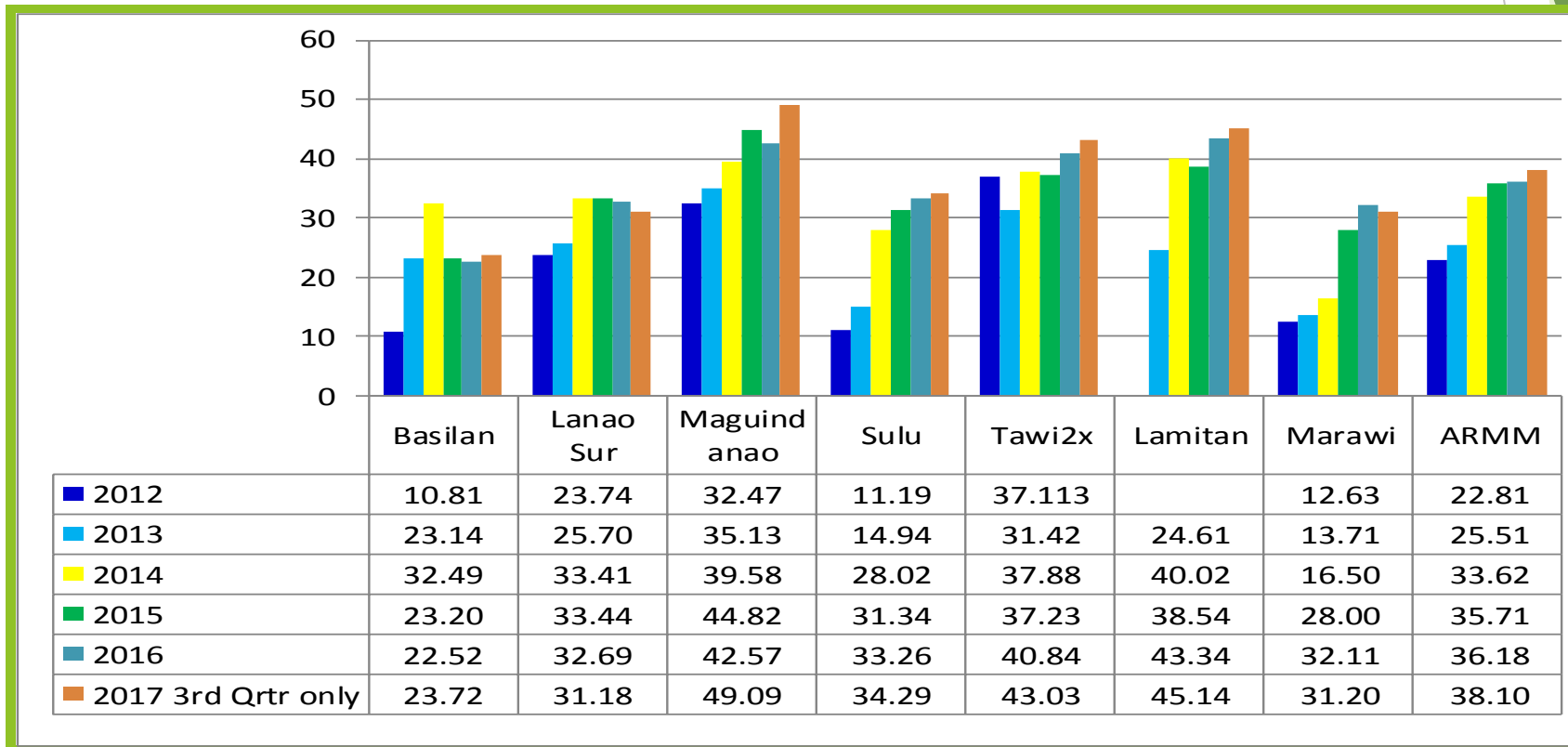
	Basilan	Lanao Sur	Maguindanao	Sulu	Tawi2x	Lamitan City	Marawi City	ARMM
2012	87.83	66.31	76.9	77.73	81.73		56.91	74.88
2013	77.94	59.92	70.54	95.39	93.31		51.56	74.2
2014	90.26	48.95	65.58	76.33	77.47	59.23	40.22	63.09
2015	82.59	34.64	55.24	69.24	60.86	32.01	37.25	52.5
2016	68.95	29.67	46.92	76.03	26.19	19.82	23.4	45.82
2017 3rd Q	68.57	27.2	42.67	68.09	27.21	20.14	22.59	42.17

# Deliveries Attended by SBA 2012 -2017 2017 3<sup>rd</sup> Q (Partial)



National Target by 2022: **99%**

# Family Planning Contraceptive Prevalence Rate 2012-2017 3<sup>rd</sup> Qtr. only (Partial)

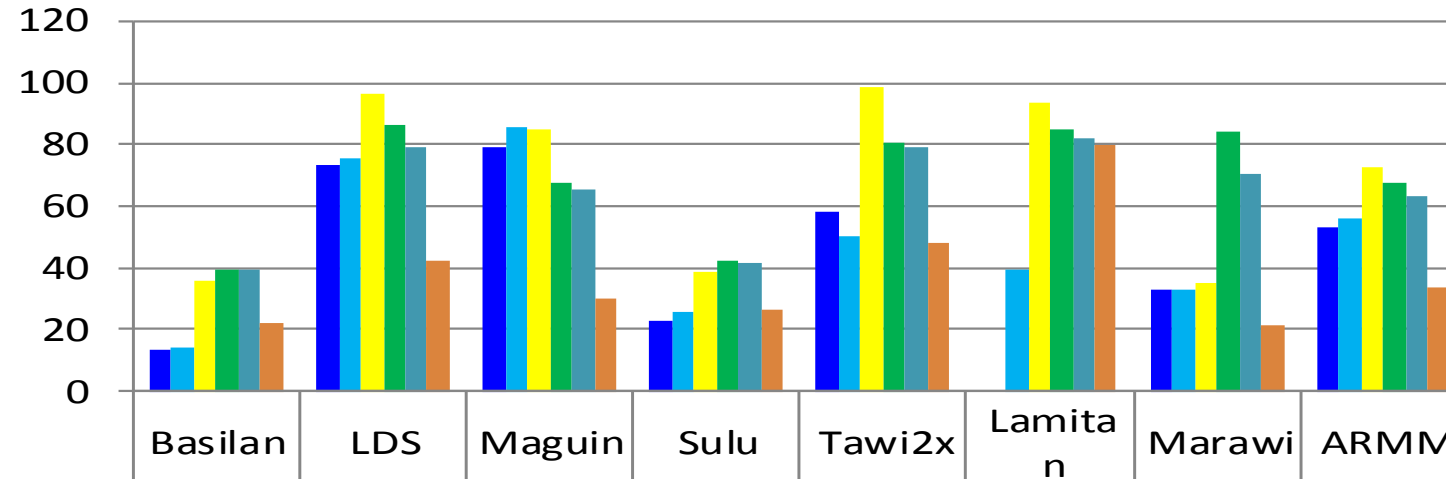


National Target by 2022: **52%**

# Child Care

## Fully Immunized Child

### 2012 2017 3<sup>rd</sup> Q (Partial)



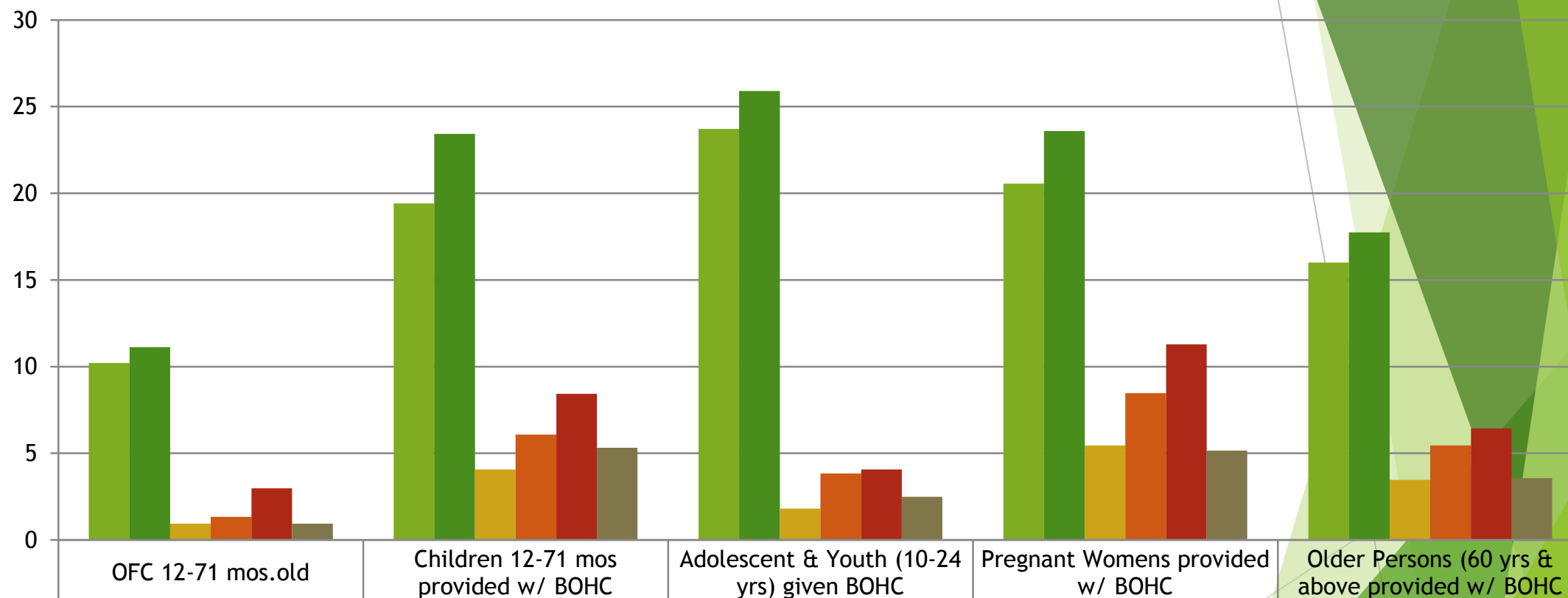
	Basilan	LDS	Maguin	Sulu	Tawi2x	Lamitan	Marawi	ARMM
2012	13.45	73.22	79.44	22.67	57.87		32.57	53.15
2013	14.11	75.79	85.42	25.99	50.31	39.54	32.61	55.75
2014	35.70	96.56	84.61	38.98	98.72	93.84	34.75	72.86
2015	39.32	86.08	67.92	42.59	80.40	84.57	84.19	67.22
2016	39.64	78.93	65.21	41.58	79.37	82.12	70.34	63.35
2017 3rd Q (Partial)	21.9	42.39	29.7	26.35	48.05	80.03	21.26	33.94

National Target by 2022: **95%**



# DENTAL CARE

## 2012 -2017 3<sup>rd</sup> Q (Partial)

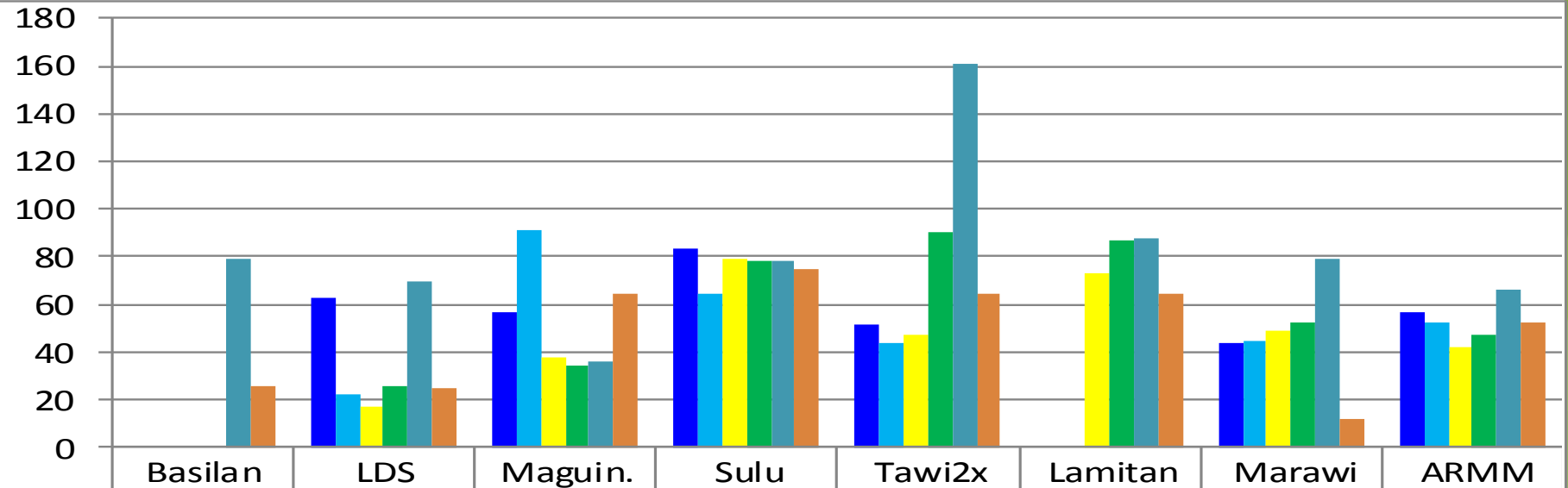


	OFC 12-71 mos.old	Children 12-71 mos provided w/ BOHC	Adolescent & Youth (10-24 yrs) given BOHC	Pregnant Womens provided w/ BOHC	Older Persons (60 yrs & above provided w/ BOHC)
2012	10.21	19.42	23.71	20.56	16.01
2013	11.12	23.43	25.90	23.59	17.75
2014	0.94	4.07	1.81	5.46	3.47
2015	1.34	6.08	3.84	8.47	5.45
2016	2.98	8.43	4.07	11.29	6.43
2017 3rd Q (Partial)	0.94	5.32	2.49	5.15	3.57

# Environmental Health Sanitation

## % of Households w/ access to Safe Water

### 2012 - 2017 3<sup>rd</sup> Q (Partial)

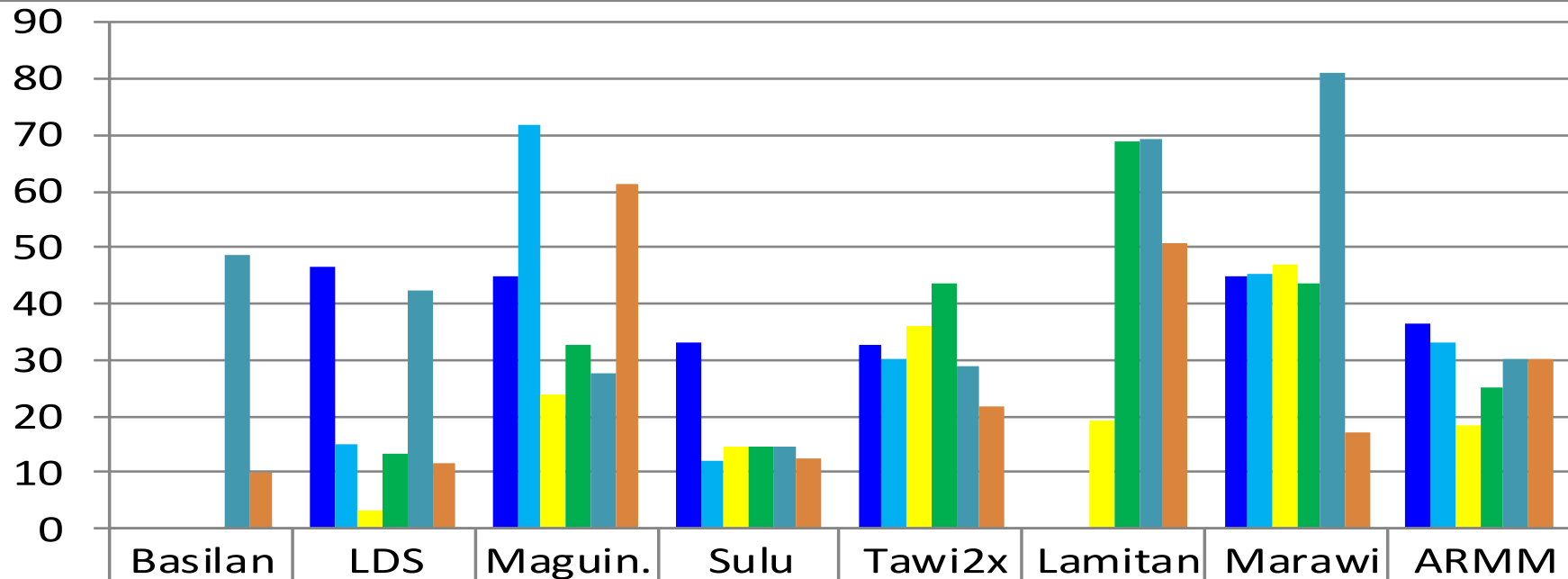


■ 2012								
■ 2013								
■ 2014								
■ 2015								
■ 2016								
■ 2017 3rd Q (Partial)								
	Basilan	LDS	Maguin.	Sulu	Tawi2x	Lamitan	Marawi	ARMM
	no data	62.72	56.47	83.81	51.4		43.84	56.76
		22.09	90.81	64.16	44.16		45.00	52.68
		17.48	37.64	79.33	46.81	73.52	48.58	41.8
		26.11	34.7	78.02	90.37	86.82	52.72	47.51
	79.54	70.06	36.41	78.04	160.91	88.11	79.44	66.53
	25.8	25.1	64.07	74.77	64.44	64.26	11.47	52.39

National Target by 2022: **95%**

# Environmental Health Sanitation

% of Households w/ Sanitary Toilet  
2012 - 2017 3<sup>rd</sup> Q (Partial)



	2012	2013	2014	2015	2016	2017 3rd Q (Partial)
Basilan	No Data	No Data	No Data	No Data	48.6	9.97
LDS	46.71	15.14	3.2	13.35	42.41	11.71
Maguin.	44.86	71.81	23.93	32.54	27.41	61.21
Sulu	33.08	12.14	14.74	14.58	14.58	12.48
Tawi2x	32.8	30.27	36.13	43.43	28.84	21.88
Lamitan	No Data	No Data	19.21	68.80	69.1	50.63
Marawi	45.05	45.38	46.84	43.80	80.93	17.18
ARMM	36.49	32.96	18.42	25.04	30.15	30.03

National Target by 2022: **95%**

# MALARIA ELIMINATION AND CONTROL PROGRAM (MCEP)



Table 1: Cases and Deaths by Province (2016 vs. 2017)

Province/City	2016		2017	
	Cases	Deaths	Cases	Deaths
Basilan	0	0	0	0
Lamitan City	0	0	0	0
Sulu	117	0	1	0
Tawi-Tawi	19	0	0	0
Lanao del Sur	0	0	0	0
Marawi City	0	0	0	0
Maguindanao	24	0	4	0
<b>TOTAL</b>	<b>80</b>	<b>0</b>	<b>5</b>	<b>0</b>



## DENGUE Cases and Deaths by Province (2016 vs. 2017)

Province/City	2016		2017	
	Cases	Deaths	Cases	Deaths
Basilan	113	4	86	2
Lamitan City	16	0	47	0
Sulu	140	5	30	0
Tawi-Tawi	127	0	110	0
Lanao del Sur	696	0	65	0
Marawi City	814	1	67	0
Maguindanao	861	11	457	3
<b>TOTAL</b>	<b>2,767</b>	<b>21</b>	<b>862</b>	<b>5</b>

## Case Finding (CDR)



Province/ HUC	Year	Target (#) Population x 322/100,000	Accomplishment (2017)						CDR
		All Forms	BC		CD		EP	Total All Forms (#)	
			New	Relapse	New	Relapse			
Basilan	2017	802	106	4	64	23	2	198	25%
LDS	2017	2,668	221	16	270	24	2	531	20%
Maguinda nao	2017	3,378	236	10	397	76	4	723	21%
Sulu	2017	2,568	122	7	255	15	2	401	16%
Tawi-Tawi	2017	1,310	110	11	57	5	3	187	14%
Lamitan City	2017	247	35	2	20	9	2	66	27%
Marawi City	2017	669	48	9	44	13	3	117	17%
Region	2017	11,642	878	59	1107	165	18	2,225	19%



## Case Holding (TSR)

Province/ HUC		Registe red (#)	Cured (# & %)	Comple ted (# & %)	Died (# & %)	Failed (# & %)	Default ed (# & %)	Not Evaluat ed (# & %)	Cases Evaluat ed (#)	TSR (%)
Bas	2016	94	37	10	0	1	8	33	90	96%
LDS	2016	273	238	2	2	1	2	25	270	99%
Mag	2016	321	282	22	6	0	2	1	313	98%
Sul	2016	68	16	5	2	0	1	42	66	97%
Tawi	2016	172	16	1	5	0	4	141	167	97%
Lam	2016	32	20	5	0	1	6	0	32	100%
Mar	2016	70	43	0	0	0	0	25	68	97%
Reg	2016	1030	652	45	15	3	23	267	1006	98%

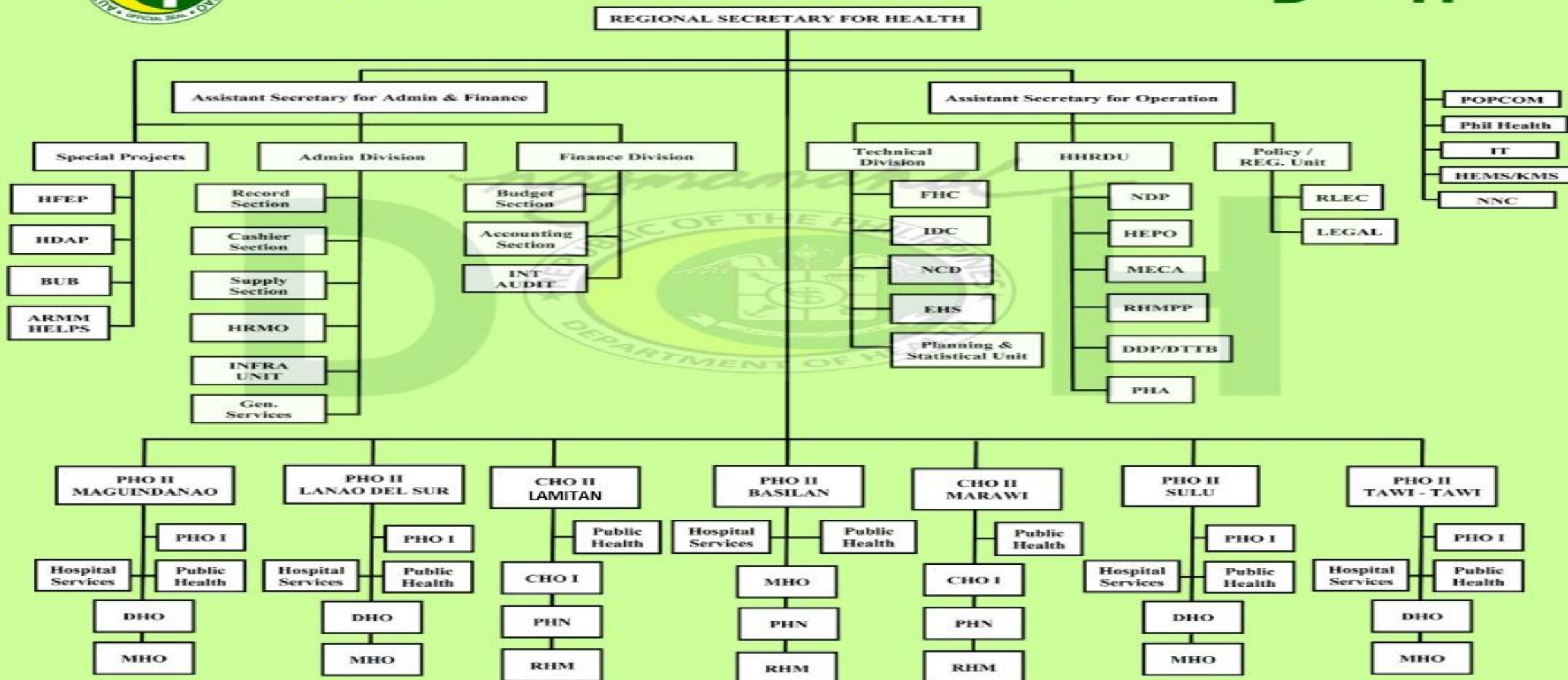
# ORGANOGRAM



# ORGANOGRAM



## 2016 DOH-ARMM FUNCTIONAL ORGANIZATION CHART



# PROPOSED HRH UPGRADE IN ARMM DOH HOSPITALS



NO.	HOSPITAL SERVICES	STANDARD	EXISTING PLANTILLA			NO. OF PROPOSED	TOTAL PERSONAL SERVICE
			FIELD	HOSPITALS	TOTAL		
1	SULU PROVINCIAL HOSPITAL	292	97	89	186	203	74,409,624.00
2	LUUK DISTRICT HOSPITAL	113	40	19	59	94	30,930,216.00
3	PANGUTARAN HOSPITAL	113	23	21	44	92	30,439,128.00
4	PARANG DISTRICT HOSPITAL	113	38	22	60	91	30,301,188.00
5	SISAI DISTRICT HOSPITAL	113	27	22	49	91	30,170,280.00
6	TAPUL MUNICIPAL HOSPITAL	113	6	16	22	97	31,999,128.00
7	TONGKIL MUNICIPAL	113	5	17	22	96	31,856,160.00
8	PANAMAO DISTRICT HOSPITAL	113	24	16	40	97	31,600,836.00
9	DATU HALUN SAKILAN MEMO. HOSPITAL	113	81	41	122	72	24,680,004.00
10	LANGUYAN MUNICIPAL HOSPITAL	113	6	17	23	96	30,598,176.00
11	DATU ALAWADDIN T. BANDON MEMO. HOSPITAL	113	7	16	23	97	32,073,672.00

NO.	HOSPITAL SERVICES	STANDARD	EXISTING PLANTILLA			NO. OF PROPOSED	TOTAL PERSONAL SERVICE
			FIELD	HOSPITALS	TOTAL		
12	TUAN LIGADDUNG LIPAE MRMO. HOSPITAL	113	64	19	83	94	31,226,996.00
13	CAGAYAN DE TAWI TAWI MEMO. HOSPITAL	113	26	19	45	94	30,930,216.00
14	MAGUINDANAO PROVINCIAL HOSPITAL	404	209	60	269	344	115,077,216.00
15	BULUAN DISTRICT HOSPITAL	292	29	29	58	263	92,116,764.00
16	SOUTGH UPI MUNICIPAL HOSPITAL	113	6	17	23	96	31,878,288.00
17	DINAIG MUNICIPAL HOSPITAL	113	6	17	23	96	31,878,288.00
18	DATU BLAH T. SINSUAT HOSPITAL	113	28	14	42	99	32,614,512.00
19	BALINDONG DISTRICT HOSPITAL	113	24	16	40	97	32,099,976.00
20	TAMPARAN DISTRICT HOSPITAL	113	80	22	102	91	30,452,808.00
21	WAO DISTRICT HOSPITAL	113	27	23	50	90	30,805,188.00
22	DR. SERAPIO B. MONTAÑER MEMO. HOSPITAL	113	48	30	78	83	28,360,980.00
23	UNAYAN MUNICIPAL HOSPITAL	113	3	21	24	92	30,714,828.00
24	SUMISIP DISTRICT HOSPITAL	113	0	8	8	105	33,229,824.00
	TOTAL		904	591	1495	2770	930,444,296.00

# Medical Number of Health Workers ARMM, 2017



Provinces/ City	Doctors		Nurses	Dentists	Midwives			Medtech	
	DTTB	UHC	NDP	DDP	MECA	RHMPP	PHA	MTDP	TB Aiders
Basilan	0	11	125	1	74	14	13	3	2
Lanao Sur	10	39	306	6	120	14	41	4	2
Maguindanao	7	36	261	4	145	21	39	4	3
Sulu	2	19	165	4	105	12	21	5	2
Tawi-Tawi	3	11	112	2	76	11	13	3	2
Lamitan City	0	1	15	0	26	2	2	0	1
Marawi	0	1	22	1	25	4	2	0	1
Region	0	0	10	2	29	1	15	0	0
ARMM (1936)	<b>22</b>	<b>118</b>	<b>1016</b>	<b>20</b>	<b>600</b>	<b>79</b>	<b>145</b>	<b>19</b>	<b>14</b>

# SPECIAL CONCERNS



1. Good Governance Conditions
2. Cluster Convergence
3. Gender and Development

# Extended Service-Plus to People

## MSH-KMS ACCOMPLISHMENT REPORT

January 01, 2011 – December 31, 2017



No.	ACTIVITIES	Y E A R							TOTAL NO. OF BENEFICIARIES
		2011	2012	2013	2014	2015	2016	2017	
1	A. Oplan Pangalawan Paningin								
	A. Eye Screening	1,791	3,216	1016	1,742	3,183	9,162	2,980	23,090
	B. Cataract	1,777	340	292	358	456	903	388	4,514
	C. Pterygium	355	262	112	276	314	531	251	2,101
	D. Eye glasses distributed	163	287			2,650	6,350	7,850	17,300
2	MINOR SURGERIES								
	A. Operation Tuli	2,570	2,113	365	563	393	1,273	2,778	10,055
	B. Cyst Removal	50	167	85	3	10	-	-	315
3	DENTAL SERVICES								
	A. Distribution of Toothbrush	2,475	2,574	352	-	-	-	-	1,052
	B. Tooth Extraction			1,584	346	337	892	901	4,024
4	MEDICAL SERVICES								
	A. Medical Consultation with free medicines	16,874	14,788	8,991	2497	2,794	17,086	6,585	69,615
5	B. Nutrition services for :								
	A. Children (6mos.- 5 years old)	0	172	781	-	-	5,970	-	6,923
	B. Pregnant Women	0	103	150	-	-	-		253
	C. Operation Timbang							52	52
6	VACCINES Immunizations for Senior Citizen								
	A. Influenza		50,535	1,660	11,750 (1175vials)		-	-	63,945
	B. Pneumococcal		26,467	12,035	350		28	-	38,880
7	OTHERS :								
	A. Distributions of Mosquito Nets			920			200	-	1,120
	B. Random Blood sampling			-			-	460	460



# DOH-ARMM TSEKAP

AS OF JULY 2016 - NOVEMBER 2017



Province	Identified Poor Households	Target Family Members*	Total no. of client assessed	% of Accomplishment	No. of Physical Exam	% of Accomplishment
Basilan	42,434	155,940	61,508	39%	41,843	27%
Lanao Del Sur	171,106	609,800	195,651	32%	148,381	24%
Maguindanao	459,199	729,260	756,268	104%	753,691	103%
Sulu	174,532	553,628	417,544	75%	386,036	66%
Tawi-Tawi	50,768	140,032	193,259	138%	140,299	100%
Lamitan City	7,170	25,776	15,533	60%	12,962	50%
Marawi City	20,700	79,348	59,114	74%	56,254	71%
<u>ARMM</u>	<b>925,909</b>	<b>2,293,784</b>	<b>1,698,877</b>	<b>74%</b>	<b>1,539,466</b>	<b>67%</b>
Phil	<b>5,116,976</b>	<b>20,467,904</b>				

\*estimate- multiplied by 4



# HUMAN RESOURCE FOR HEALTH (HRH) STATUS



REGION AND HEALTH FACILITY	2016		2017		REASONS FOR UNFILLED POSITIONS
	FILLED	UNFILLED	FILLED	UNFILLED	
Regional Office - ARMM	70	6	71	5	WAITING FOR CSC APPOINTMENT
IPHO Maguindanao	262	7	262	7	FOR HIRING
Buluan District Hospital	57	1	57	1	FOR HIRING
Datu Blah Sinsuat District Hospital	41	1	41	1	FOR HIRING
Dinaig Municipal Hospital	23	0	23	0	NO VACANT
South Upi Municipal Hospital	23	0	23	0	NO VACANT
Balindong Municipal Hospital	40	0	40	0	NO VACANT
Dr. Serapio Montaner Memorial Hospital	78	0	78	0	NO VACANT
Tamparan District Hospital	101	1	101	1	FOR HIRING
Unayan Municipal Hospital	24	0	24	0	NO VACANT
Wao District Hospital	49	1	49	1	FOR HIRING
IPHO Tawi-Tawi	122	0	122	0	NO VACANT

# HUMAN RESOURCE FOR HEALTH (HRH) STATUS



REGION AND HEALTH FACILITY	2016		2017		REASONS FOR UNFILLED POSITIONS
	FILLED	UNFILLED	FILLED	UNFILLED	
Cagayan de Tawi-Tawi	45	0	45	0	NO VACANT
Datu Alawaddin Municipal Hospital	23	0	23	0	NO VACANT
Cagayan Municipal Hospital	23	0	23	0	NO VACANT
Tuan Ligaddung Municipal Hospital	82	1	82	1	FOR HIRING
Sulu Provincial Hospital	184	2	184	2	FOR HIRING
Luuk District Hospital	59	0	59	0	NO VACANT
Panamao District Hospital	37	3	37	3	FOR HIRING
Pangutaran District Hospital	43	1	43	1	FOR HIRING
Parang District Hospital	55	5	60	0	APPOINTMENT STILL ON PROCESS
Siasi District Hospital	45	4	45	4	FOR HIRING
Tapul Municipal Hospital	22	0	22	0	NO VACANT
Tongkil Municipal Hospital	22	0	22	0	NO VACANT

# Medical Number of Health Workers ARMM, 2017



Provinces/ City	Doctors		Nurses		Dentists	Midwives			Medtech	
	DTTB	UHC	NDP	FHA	DDP	MECA	RHMPP	PHA	MTDP	TB Aiders
Basilan	0	11	125	11	1	74	14	13	3	2
Lanao Sur	10	39	306	39	6	120	14	41	4	2
Maguindanao	7	36	261	36	4	145	21	39	4	3
Sulu	2	19	165	19	4	105	12	21	5	2
Tawi-Tawi	3	11	112	11	2	76	11	13	3	2
Lamitan City	0	1	15	1	0	26	2	2	0	1
Marawi	0	1	22	1	1	25	4	2	0	1
Region	0	0	10	0	2	29	1	15	0	0
ARMM (2,151)	<b>22</b>	<b>118</b>	<b>1016</b>	<b>118</b>	<b>20</b>	<b>600</b>	<b>79</b>	<b>145</b>	<b>19</b>	<b>14</b>



# MEDICAL ASSISTANCE PROGRAM

Health Facility		% of Liquidation			
		2014	2015	2016	2017
<i>IPHO Sulu</i>	- 3,000,000.00	14,000,000.00 (100%)			
<i>Luuk District Hospital</i>	- 3,000,000.00				
<i>Panamao District Hospital</i>	- 1,000,000.00				
<i>Pangutaran District Hospital</i>	- 1,000,000.00				
<i>Parang District Hospital</i>	- 2,000,000.00				
<i>Siasi District Hospital</i>	- 1,000,000.00				
<i>Tamparan District Hospital</i>	- 500,000.00				
<i>Tapul Municipal Hospital</i>	- 2,000,000.00				
<i>Wao District Hospital</i>	- 500,000.00				
<i>Buluan District Hospital</i>	- 2,500,000.00		5,900,000.00 (100%)		
<i>Datu Blah Municipal Hospital</i>	- 100,000.00				
<i>Municipality of Datu Odin</i>	- 300,000.00				
<i>IPHO Municipality</i>	- 2,000,000.00				
<i>Wao District Hospital</i>	- 1,000,000.00				
				NO ALLOC.	



# MEDICAL ASSISTANCE PROGRAM

Health Facility	% of Liquidation			
	2014	2015	2016	2017
IPHO Sulu - 2,970,000.00				31,720,000.00 (100%)
Parang District Hospital - 2,980,000.00				
Tongkil Municipal Hospital - 1,990,000.00				
Luuk District Hospital - 2,990,000.00				
IPHO Maguindanao - 10,750,000.00				
IPHO Tawi-Tawi - 5,000,000.00				
Tapul Municipal Hospital - 1,000,000.00				
Panamao District Hospital - 1,000,000.00				
Datu Blah Sinsuat Hospital - 500,000.00				
Buluang District Hospital - 750,000.00				
Dinaig Municipal Hospital - 300,000.00				
Pangutaran District Hospital - 1,490,000.00				

# HEALTH FACILITY ENHANCEMENT PROGRAM (HFEP) STATUS OF IMPLEMENTATION

## As of December 2017

# SUMMARY OF IMPLEMENTATION FOR HFEP 2011

STATUS REPORT AS DECEMBER 2017

PROVINCES	FUND	PROJECT				STATUS OF IMPLEMENTATION			
	APPROVED					Unstarted	10% to 49%	50% to 99%	Completed
		TOTAL	HOSPITAL	RHU	BHS				
BASILAN	13,500,000.00	7	0	7	0	0	0	0	7
LANAO DEL SUR	23,500,000.00	18	2	15	1	0	0	1	17
MAGUINDANAO	51,000,000.00	22	5	17	0	1	0	11	10
MARAWI	35,620,209.000	13	1	5	7	0	0	6	7
SULU	122,250,000.00	37	10	19	8	1	0	4	32
TAWI-TAWI	72,500,000.00	21	5	16	0	0	1	4	16
TOTAL	318,370,209.00	118	23	79	16	2	1	26	89



# SUMMARY OF IMPLEMENTATION FOR TISP 2011

STATUS REPORT DECEMBER 2017

PROVINCES	FUND APPROVED	PROJECT				STATUS OF IMPLEMENTATION			
		TOTAL	HOSPI TAL	RHU	BHS	Unstarted	10% to 49%	50% to 99%	Completed
BASILAN	48,000,000.00	48	-	-	48	0	5	9	34
LAMITAN	7,000,000.00	7	-	-	7	-	0	0	7
LANAO DEL SUR	47,000,000.00	37	1	-	36	0	1	4	32
MAGUINDANAO	38,000,000.00	29	-	8	21	1	1	11	16
MARAWI	4,000,000.00	4	-	-	4	0	0	0	4
SULU	49,500,000.00	34	3	-	31	6	7	6	15
TAWI-TAWI	49,500,000.00	34	-	-	34	0	6	8	20
<b>TOTAL</b>	<b>243,000,000.00</b>	<b>193</b>	<b>4</b>	<b>8</b>	<b>181</b>	<b>7</b>	<b>20</b>	<b>38</b>	<b>128</b>



# SUMMARY IMPLEMENTATION FOR HFEP 2012

STATUS REPORT AS OF DECEMBER 2017

PROVINCES	FUND ALLOCATION	PROJECT				STATUS OF IMPLEMENTATION			
		TOTAL	HOSPITAL	RHU	BHS	Unstarted	10% to 49%	50% to 99%	Completed
BASILAN	12,372,800	7	2	1	4	0	1	2	4
LANAO DEL SUR	34,221,200	14	5	4	5	3	1	2	8
MAGUINDANAO	53,000,000	20	6	2	12	2	4	12	2
MARAWI	5,000,000	5	0	0	5	1	4	0	0
SULU	8,832,669	8	2	2	4	1	1	0	6
TAWI-TAWI	10,155,331	6	2	0	4	0	1	1	4
<b>TOTAL</b>	<b>123,582,000.00</b>	<b>60</b>	<b>17</b>	<b>12</b>	<b>34</b>	<b>7</b>	<b>12</b>	<b>17</b>	<b>24</b>

# SUMMARY OF IMPLEMENTATION FOR HFEP 2014 INFRASTRUCTURE

STATUS REPORT AS OF DECEMBER 2017

PROVINCES	INFRA	PROJECT				STATUS OF IMPLEMENTATION			
		TOTAL	HOSPITAL	RHU	BHS	Unstarted	10% to 49%	50% to 99%	Completed
BASILAN	54,700,000	15	2	10	3	0	15	0	0
LANAO DEL SUR	5,400,000	2	1	0	1	2	0	0	0
MAGUINDANAO	22,000,000	9	3	0	6	3	6	0	0
SULU	5,400,000	4	3	1	0	1	3	0	0
TAWI-TAWI	12,500,000	5	2	3	0	2	3	0	0
<b>TOTAL</b>	<b>100,000,000</b>	<b>35</b>	<b>11</b>	<b>14</b>	<b>10</b>	<b>8</b>	<b>27</b>	<b>0</b>	<b>0</b>

# SUMMARY OF IMPLEMENTATION FOR HFEP 2014 EQUIPMENT

STATUS REPORT AS OF DECEMBER 2017

PROVINCES	EQUIPMENT	PROJECT				STATUS
		TOTAL	HOSPITAL	RHU	BHS	
BASILAN	38,500,000	15	2	10	3	DELIVERED
LANAO DEL SUR	10,000,000	2	2	0	0	
MAGUINDANAO	23,000,000	10	4	0	6	
SULU	10,000,000	4	3	1	0	
TAWI-TAWI	18,500,000	6	3	3	0	
<b>TOTAL</b>	<b>100,000,000</b>	<b>37</b>	<b>14</b>	<b>14</b>	<b>9</b>	

# SUMMARY OF IMPLEMENTATION FOR HFEP 2016- DM- 0022

## STATUS REPORT AS OF DECEMBER 2017

PROVINCES	APPROVED BUGGET COST(ABC)	FUND ALLOCATION	MUNICIPALITY	BARANGAY	TYPE OF FACILITY	PROJECT DESCRIPTION	CONTRACTOR	STATUS	
								PHYSICAL ACCOMPLISHME NT	REMARKS
BASILAN	2,000,000.00	1,996,901.62	TUBURAN	BOHRTAMBIS	BHS	NEW CONSTRUCTION	KHADEEM CONST.	40.00%	ON-GOING
LANAO DEL SUR	2,000,000.00	1,946,200.00	MASIU	MOHAMAD TANGUL	BHS	NEW CONSTRCTUTION	INFINITE BUILDERS	36.76%	ON-GOING
MAGUINDANAO	2,000,000.00	1,931,112.06	PAGALUNGAN	DALGAN	BHS	NEW CONSTRUCTION	INFINITE BUILDERS	40.06%	ON-GOING
SULU	2,000,000.00	1,982,655.37	JOLO	SAN RAYMUNDO	BHS	NEW CONSTRUCTION	SHIEHAM CONST. & ENT	0.00%	SITE PROBLEM
TAWITAWI	2,000,000.00	1,996,901.62	BONGAO	SUMAGAT	BHS	NEW CONSTRUCTION	KHADEEM CONST.	41.00%	ON-GOING
TOTAL	10,000,000.00	9,853,770.67							

# SUMMARY OF IMPLEMENTATION FOR HFEP 2016 (CONAP)

STATUS REPORT AS OF DECEMBER 2017

PROVINCES	FUND ALLOCATION	INFRA	EQUIPMENT	PROJECT				STATUS
				TOTAL	HOSPI TAL	RHU	BHS	
BASILAN	21,176,571.70	21,176,701.70	0	14	0	13	1	MOBILIZATION RELEASED/ EQUIPMENT DELIVERED
LANAO DEL SUR	65,849,723.10	63,529,723.10	2,320,000.00	42	0	39	3	
MAGUINDANAO	54,178,586.30	53,243,586.30	935,000.00	34	0	34	0	
SULU	28,697,687.30	28,697,687.30	0	19	0	18	1	
<b>TOTAL</b>	<b>169,902,568.40</b>	<b>166,647,568.40</b>	<b>3,255,000.00</b>	<b>109</b>	<b>0</b>	<b>104</b>	<b>5</b>	

# SUMMARY OF IMPLEMENTATION FOR HFEP 2017

## STATUS REPORT AS OF DECEMBER 2017

PROVINCES	FUND ALLOCATION	INFRA	EQUIPMENT	PROJECT				STATUS
				TOTAL	HOSPITAL	RHU	BHS	
BASILAN	20,000,000.00	16,000,000.00	4,000,000.00	1	1	0	0	FOR PROCUREMENT PROCESS
LANAO DEL SUR	24,920,000.00	19,550,000.00	5,370,000.00	4	4	0	0	
MARAWI CITY	7,500,000.00	5,000,000.00	2,500,000.00	1	1	0	0	
MAGUINDANAO	50,000,000.00	37,000,000.00	13,000,000.00	5	5	0	0	
SULU	52,500,000.00	43,500,000.00	9,000,000.00	7	7	0	0	
TAWI-TAWI	30,000,000.00	26,000,000.00	4,000,000.00	4	4	0	0	
<b>TOTAL</b>	<b>184,920,000.00</b>	<b>147,050,000.00</b>	<b>37,870,000.00</b>	<b>22</b>	<b>22</b>	<b>0</b>	<b>0</b>	

# LIST OF HFEP 2017 DM NO. 2017-0255

## STATUS REPORT AS OF DECEMBER 2017

PROVINCES	MUNICIPALITY	HEALTH FACILITY	INFRA	STATUS
LANAO DEL SUR	BUTIG	BUTIG RHU	2,200,000.00	FOR PROCUREMENT PROCESS
LANAO DEL SUR	MADALUM	MADALUM RHU	1,000,000.00	
MAGUINDANAO	RAJAH BUAYAN	RAJAH BUAYAN RHU	3,190,000.00	
TAWI TAWI	TANDUBAS	TANDUBAS RHU	1,500,000.00	
TAWI TAWI	SAPA SAPA	SAPA SAPA RHU	1,500,000.00	
TOTAL			9,390,000.00	

# ARMM HELPS STATUS OF IMPLEMENTATION





## 2015 DOH-ARMM HELPS PROJECT

PROVINCE	No. of Brgy.	AMOUNT ALLOCATED	Infrastructure/ Watsan Projects	Equipment	Medicines	REMARKS
TOTAL	100	178,990,000.0	116,050,000.0	24,395,000.0	24,395,000.0	Medicines and Equipment, bidded, purchased, and delivered
BASILAN	20	53,200,000.00	44,200,000.00	4,250,000.00	4,750,000.00	
LANAO DEL SUR	20	22,050,000.00	12,050,000.00	5,000,000.00	5,000,000.00	
MAGUINDANAO	20	31,950,000.00	21,950,000.00	5,000,000.00	5,000,000.00	
SULU	20	26,200,000.00	15,700,000.00	5,250,000.00	5,250,000.00	
TAWI-TAWI	20	22,160,000.00	22,150,000.00	5,000,000.00	5,000,000.00	

# 2016 AUDIT OBSERVATION AND COMPLIANCE

<p>of the Accountant make reconciliation of all items and/or equipment being procured or acquired by transferred from DOH-National to DOH-ARMM</p>	<p>Furthermore to recommend, the management should be adhere to laws, rules and regulations provided by under sec. 63 of PD 1445 stating among others that government property received officially by a public officer in any capacity or upon any occasion must be accounted for. It shall be taken up in the books of the agency at acquisition cost or an appraised value.</p>	
<p>4. The cost of Drugs and Medicine and Catering Services amounting to P1,009,090.70 could not be relied on due to failure of the management to furnish a copy of Purchase Circular</p>	<p>We recommend that the management should strictly adhere to COA Circular No. 96-010 dated August 15, 1996. Supply Officer must submit purchase Order to the</p>	<p>A memorandum order was issue to Supply Officer to copy furnish the purchase order (PO) to the office of the Auditor every procurement made by the agency per COA cir#96-010</p>



No. 96-010 dated August 15, 1996.

Auditor's Office within the prescribed period for post audit of transactions. Supply Officer must submit purchased order to the office of the Auditor within the prescribed period for post of transaction.

dtd: 8/15/1996




## **GENDER AND DEVELOPMENT (GAD)**

5. Circulation of Budget Allocations for GAD implementations programs and projects during the year were not appropriate and not in accordance with the prescribed 5% from the total appropriations of the agency during the year

We recommend the management to direct the Regional Budget Officer to be familiar with the law provided under Joint Circular No. 2012-01 of the Philippine Commission on Women (PCW), National Economic Development

Almost all of the projects, programs and activity of DOH-ARMM implemented were GAD programs such as the family planning programs, midwives in every community of ARMM, maternal, child and neonatal programs and other children programs.



	<p>Authority (NEDA) and the Department of Budget and Management (DBM) stating, among others, that the Budget Allocation Gender and Development (GAD) should have 5% of the total annual prepare GAD budget plan base on 5% from the total annual appropriations of the agency during the year.</p>	<p>The amount of 5% of total ARMM 2016 approved budget had been allocated for GAD funds programs and proportionately allocated to the different IPHOs, Districts and Municipal hospitals</p>
<p>6. The management failed to segregate and identify the allocated GAD budget from the agency's reported financial operations during the year 2016.</p>	<p>We recommend the management to instruct the Budget Officer to allocate and segregate from the total budget appropriation/allocation of the agency for GAD-related programs and</p>	<p>The management has directed the Budget Officer to prepare GAD budget plan separate from line item contained in the Proposal Budget for FY 2018.</p>



activities implementations, it shall have supported with budget plans, programs/projects and activities and furnish a copy to the Office of the Auditor.

Allocations identified should had a specific budget items where GAD budget is drawn, such as maintenance and other operating expenses, capital outlay and personal services to be utilized in line with GAD Focused programs, project and activities.

## VALUE FOR MONEY

7. The operational efficiency and effectiveness of the different RHU under DOH-ARMM could be achieved had the hospital facilities and medical equipment necessary for the delivery of health services were completely provided and available to meet the quality standard of RHU.

We recommend with the management to provide RHUs of their medical supplies and equipment in order to have achieved effective and efficiency health services. Budget programs of the DOH-ARMM Regional Office should include the budget for RHUs medical supplies and equipment to meet the need of the center/units to have better quality health services, effectively.

Value for money. DOH-ARMM has their own hospital facilities but they are limited in capacity due to lack of funds. They have ongoing enhancement particularly in diferent IPHOs, District and Municipal hospitals under Health Enhancement Facility Program (HFEP) 2017.





**Enforcement of Settlement of Accounts**

- 16] The balance of suspensions of Php 2,917,425.13 during the period were those expenditures made for operational requirements of the agency such as payment of salaries and wages and/or maintenance and other operating expenses not passed in audit due to lack of documentary requirements.

Disallowances/charges(NSSDC) issued by this Commission, is summarized below:

Particulars	Beginning Balance As of 9/30/16	This period October 1 to December 31, 2016		Ending Balance As of 12/31/16
		NS/ND/ND	NSSDC	
Notice of Suspension	4,509,620.41	2,917,425.13	3,070,685.57	4,356,359.97
Notice of Disallowance	-	-	-	-
Notice of Charge	-	-	-	-
Total	4,509,620.41	2,917,425.13	3,070,685.57	4,356,359.97

- 17] We recommended the management to require the chief Accountant to enforce settlement of suspensions and disallowances within the prescribe period and exert extra efforts to retrieve documents for prior years' disallowance and the eventual settlements.

**Management Reaction**

A memorandum order issued to Accounting Officer to conduct strict enforcement for the settlement of suspension and disallowances. A demand letter will be made to every suspended/disallowed creditor or itinerant to settle w/in the prescribed period of their unsettled accounts.

  
SADIC S. BATUA, CPA  
Accountant III





Bismillahirrahmanirrahim  
Republic of the Philippines  
Autonomous Region in Muslim Mindanao  
**DEPARTMENT OF HEALTH**  
ARMM Compound, Cotabato City  
Tel. No (064) 421-3988 Fax No. (064) 421-6842  
Email: doharmm@yahoo.com



**MEMORANDUM**

**ORDER No.** 000000390

Series of 2017


**TO :** **ENGR. BASIR S. GURO**  
Regional Supply Officer

**SADIC S. BATUA, CPA**  
Regional Accountant

**ALIKHAN K. MOCODAI**  
Regional Budget Officer

**SUBJECT :** **COA AUDIT OBSERVATION MEMORANDUM NO. 001-003**

**DATE :** February 27, 2017



1. Please be informed that the office of the Regional Secretary received herein Audit Observation Memorandum (AOM) No. 001-003 dated February 27, 2017 from Noraida I. Sarip, CPA, State Auditor IV, Commission on Audit-ARMM, re: Deficiencies noted in the Audit Report for year ended December 31, 2017.
2. Anent this, please take note of the mentioned deficiencies and make any necessary action as soon as possible to comply in accordance with law, rules and regulations of the Commission on Audit.
3. For strict compliance.

  
**DR. KADIL M. SINOLINDING JR., DPBO**  
Secretary of Health-ARMM

# CHALLENGES, BREAKTHROUGHS & ACTIVITIES

# EXTERNAL CHALLENGES



- ▶ Social determinants for health such as income, employment, literacy, road access, peace and order and others remains poor
- ▶ Lukewarm support of major stakeholders like LGU (inactive Local Health Boards, no specific budget allocated for health programs) & private sector
- ▶ Poor health-seeking behavior of people



# HEALTH SUMMIT





# Terrorism, Extremism & Armed Conflict







**Marawi Siege Aftermath**

# WAY FORWARD

- ▶ Strengthen partnership with all local stakeholders
- ▶ Engagement & capacity building of Local Chief Executives on health leadership
- ▶ Fast-track health facilities development & upgrading
- ▶ Enhancement of quality management standards
- ▶ Expand Philhealth benefits
- ▶ Manage Philhealth support fund efficiently
- ▶ Enhance digital information system



# WAY FORWARD

- ▶ Institutionalize performance monitoring and evaluation system
- ▶ Establish mechanisms to systematically track performance, link this to incentives, and enforce accountability
- ▶ Align local approaches with national health agenda
- ▶ Address social determinants affecting health







# HIGHLIGHTS OF 2017 CLUSTER ACCOMPLISHMENT

# HIGHLIGHTS OF 2017 CLUSTER ACCOMPLISHMENT



OUR LEGACIES	Accomplishments
Out of Pocket Expenditures for Health and OOP for medicines for the Poor Reduced	<u>NBB Compliance Rate of Hospitals:</u>

# HIGHLIGHTS OF 2017 CLUSTER ACCOMPLISHMENT



OUR LEGACIES	Accomplishments
Universal Health Insurance Coverage for all Filipinos	<ul style="list-style-type: none"><li>- Updated profile of NHTS Families (CCT and Non-CCT)</li><li>- POS and POC are implemented in the hospitals</li></ul>
Reversed trend of HIV/AIDS and Tuberculosis	<p>HIV/AIDS:</p> <ol style="list-style-type: none"><li>1. Conduct Seminar on Human Immunodeficiency Virus (May 2017)</li><li>2. Attend the 2018-2019 Program Implementation Planning for National HIV-AIDS and STI Prevention and Control Program (September 2017)</li><li>3. Attend National HIV- Summit (October 2017)</li><li>4. Attend Orientation and Update on rhivda (Rapid HIV Diagnostic Algorithm) Implementation in the country (October 2017)</li><li>5. Attend Regional Treatment Hub Conference (November 2017)</li><li>6. Attend National World Aids Day 2017 (December 2017)</li><li>7. Attend 4<sup>th</sup> Batch of HIV Primary Care Training for Health Service Providers from Mindanao (December 2017)</li><li>8. Increased HIV/AIDS Advocacies in Communities and Schools thru the trained Peer Educators (Adolescent Forum and Teenage ninja)</li><li>9. IEC provision and conduct of counseling and testing during PHA Caravans</li></ol>

# HIGHLIGHTS OF 2017 CLUSTER ACCOMPLISHMENT



## OUR LEGACIES

## Accomplishments

Reversed trend of HIV/AIDS and Tuberculosis

Tuberculosis:

1. PMDT Data Quality Check (February 2017)
2. NTP National Consultative Workshop (March 2017)
3. PMDT Monitoring for Q1 in STCs Malabang and Maguindanao (APRIL 2017)
4. TB Caravan in Tipo-Tipo, Basilan Province (MAY 2017)
5. Standard Short Treatment Regimen TOT Training (JULY 2017)
6. Mindanao-Wide PMDT Data Quality Check (AUGUST 2017)
7. TB Information Drive and Case-down Tracking
8. NTP Consultative and and PhilCAT Convention (SEPTEMBER 2017)
9. PMDT Monitoring for ARMM STC Facilities
10. PHILSTEP Workshop 1
11. TB Laboratory Conference (OCTOBER 2017)
12. PMDT Consultative Meeting (NOVEMBER 2017)
13. PHILSTEP Workshop 2
14. iDOTS Roll-out Training
15. TB Caravan in Tawi-Tawi (DECEMBER 2017)



# HIGHLIGHTS OF 2017 CLUSTER ACCOMPLISHMENT

OUR LEGACIES	Accomplishments
Lowered Malnutrition Rate	<ul style="list-style-type: none"> <li>- Garantisadong Pambata (2x a year)</li> <li>- Buntis Congress in coordination with the LGU (1<sup>st</sup> 1000 days)</li> <li>- Conducted “Severe Acute Malnutrition Eradication Orientation Seminar</li> <li>- Beneficiaries graduated in the Nutrition Station on the Air (NNC SUARA KALUSUGAN)</li> <li>- Agenda included Orientation on the First 1000 days (F1KD) among member agencies and NGOs</li> <li>- Presentation of each programs and activities for 2017 among member agencies and NGOs</li> <li>➤ Training of Enumerators for the Nutrition Component (May 9-10, 2017) at Salwa Hotel, Zamboanga City</li> <li>➤ Actual conduct of the Joint Comprehensive Food Security and Vulnerability Assessment participated by selected line agencies with DOH-ARMM to lead in the Nutrition component of the CFSVA. The Nutrition component entails interview of the caregiver of children aged 6.0-59.9 months old regarding health and IYCF practices (breastfeeding, diet diversity and frequency). Children were also subjected to anthropometry by measuring length/height for age to determine the prevalence of stunting ( chronic malnutrition) and its correlation to food insecurity indicators</li> <li>➤ The CFSVA was done on May 2-17, 2017 for Maguindanao and Lanao del Sur) and May 15-25, 2017 in Baasilan, Sulu, Tawi-Tawi</li> <li>➤ The CFSVA is under the framework of the Autonomous Regional Government (ARG) and the World Food Program (WFP) on the purpose of “providing a coherent, predictable and structured framework for collaboration to support the implementation of ARMM’s Development Framework 2017-2022.”</li> </ul>
Ensured Blood Adequacy	<ul style="list-style-type: none"> <li>- Blood letting activity in all the provinces AND MUNICIPALITIES and regularly coordinating with other partners (Red Cross) to ensure no stock-outs</li> <li>- F <div data-bbox="715 1033 2109 1320"> <div>ARMM</div> <div>2972 blood units collected equivalent to ____% of the total Population</div> </div> </li> </ul>

# HIGHLIGHTS OF 2017 CLUSTER ACCOMPLISHMENT



OUR LEGACIES	Accomplishments
Good Data for Decision Making	<ul style="list-style-type: none"><li>- Functional IHOMIS among DOH Hospitals</li></ul> <b>ARMM: 118</b> out of 118 (100%) RHUs with iHOMIS, iClinicsys and RxBox
Attained Zero Unmet Needs for Modern Family Planning	<ul style="list-style-type: none"><li>- Development for the implementation of the RPRH Law and EO No. 12. WITH PARTNERS FROM MRL</li><li>- Profiling, data reconciliation and harmonization of data on WRA with Unmet Need</li><li>- Strengthened provision of FP services in the hospitals</li></ul>
Community-Based Rehabilitation Program in all communities	<ul style="list-style-type: none"><li>- Conducts lectures, sports activities, peer counselling</li></ul>

# HIGHLIGHTS OF 2017 CLUSTER ACCOMPLISHMENT



OUR LEGACIES	Accomplishments
ISO in all Government hospital	ISO 9001: 2015 ISO ORIENTATION
Expenditure on health increased	
Sustained Zero Open Defecation, Universal Basic Drinking Water, Universal Hand Washing	- Recognition of Barangays with Best Sanitation Practices 42/ 118 MUNICIPALITIES (20%)
24/7 Access to Health Services for all Filipinos	- Basic Life Support and Pediatric Advanced life Support Training - Check-up Accomplishment: - TSEKAP CARAVAN

# HIGHLIGHTS OF 2017 CLUSTER ACCOMPLISHMENT



OUR LEGACIES	Accomplishments
Sustained Zero Open Defecation, Universal Basic Drinking Water, Universal Hand Washing	- Recognition of Barangays with Best Sanitation Practices 42/ 118 MUNICIPALITIES (85%)
24/7 Access to Health Services for all Filipinos	- Basic Life Support and Pediatric Advanced life Support Training - Check-up Accomplishment: - TSEKAP CARAVAN





# MALARIA CONTROL AND ELIMINATION PROGRAM



# MALARIA ELIMINATION AND CONTROL PROGRAM (MCEP)



Table 1: Cases and Deaths by Province (2016 vs. 2017)

Province/City	2016		2017	
	Cases	Deaths	Cases	Deaths
Basilan	0	0	0	0
Lamitan City	0	0	0	0
Sulu	117	0	1	0
Tawi-Tawi	19	0	0	0
Lanao del Sur	0	0	0	0
Marawi City	0	0	0	0
Maguindanao	24	0	4	0
<b>TOTAL</b>	<b>80</b>	<b>0</b>	<b>5</b>	<b>0</b>

## PROGRAM HIGHLIGHTS



1. Attend Mindanao - Wide Malaria KAP Convention (January 2017)
2. Conduct Stratification of Malaria cases to all ARMM Provinces (February - March 2017)
3. Conduct Technical Meeting for Endemic Municipalities and Malaria Border Meeting Operation (March 2017)
4. Conduct ARMM 1<sup>st</sup> Consultative Malaria Summit  
(April 2017)
5. Conduct Malaria Rapid Diagnostic Test (RDT) Training  
(February 2017)
6. Conduct Active case findings and evaluation of RDT Post Training
7. Conduct Training on Clinical Practice Guidelines of Malaria Program
8. Conduct Maguindanao Stratification and Assessment Survey in North and South Upi and Talayan.
9. Attend Program Review for Highly Endemic Provinces of Mindanao (August 2017)
10. Attend to the National Malaria Consultation Summit  
(September 2017)
11. Conduct Orientation on New Treatment Guidelines for Malaria & Validation Review Workshop for imported cases of Basilan.
12. Attend National Malaria Program Implementation Review and Planning Workshop (October 2017)
13. Conduct Orientation on New Treatment Guidelines for Malaria & Elimination Planning Workshop for Lanao Del Sur.
14. Attend Program Review for low Endemic Provinces of Mindanao Under Cluster II (November 2017)
15. Radio guesting (April & November 2017)
16. Attend Preventive Maintenance for Microscopes Training (December 2017)



# LEPROSY CONTROL PROGRAM





PROVINCE/CITY	NUMBER OF CASES	
	MB	PB
1. Basilan	3	3
2. Lamitan City	8	0
3. Sulu (all cases are referred from Sulu Sanitarium)	51	10
4. Tawi-Tawi	27	2
5. Lanao del Sur	3	2
6. Marawi City	0	0
7. Maguindanao	1	0
TOTAL	93	17

## PROGRAM HIGHLIGHTS

1. Distribution of IEC Materials, Ointments, and Medications
2. Observance of World Leprosy Day (January 29, 2017)
3. Radio Plugging and Radio Guesting
4. Conduct of Monitoring on the Status of Registered Cases
5. Conduct of Basic Leprosy Diagnosis and Management to Sulu Health Workers and Religious Leaders
6. Kilatis Kutis Campaign



# SOIL TRANSMITTED HELMINTHES CONTROL PROGRAM





# Table 1: National School Deworming Month (January 2017)

No.	Name of Provinces/ Chartered Cities	Total Population (2016)	Total Pop 1-4 y/o (12-59) <i>10.23% of TP</i>	Total no. of 1-4 y/o given ALB	% Acc.	Total Pop 5-12 y/o <i>19.28% of TP</i>	Total no. of 5-12 y/o given ALB	% Acc.	Total Pop 13-18 y/o <i>12.86% of TP</i>	Total no. 13-18 y/o given ALB	% Acc
1	Basilan	<b>245,414</b>	25,105	22,481	<b>89%</b>	47,315	40,817	<b>86%</b>	31,560.00	29,212	<b>92%</b>
2	Lanao del Sur	<b>1,024,721</b>	104,829	90,535	<b>86%</b>	197,566	174,789	<b>88%</b>	131,779	114,673	<b>87%</b>
3	Maguindanao	<b>1,044,390</b>	106,841	101,540	<b>95%</b>	201,358	192,134	<b>95%</b>	134,308	125,006	<b>93%</b>
4	Sulu	<b>784,945</b>	80,300	73,109	<b>91%</b>	151,337	154,452	<b>102%</b>	100,944	97,546	<b>96%</b>
5	Tawi-Tawi	<b>401,043</b>	41,027	36,425	<b>88%</b>	77,321	69,847	<b>90.00%</b>	51,574	46,942	<b>91%</b>
	<b>Total</b>	<b>3,500,513</b>	<b>358,102</b>	<b>324,090</b>	<b>90%</b>	<b>674,897</b>	<b>632,039</b>	<b>93%</b>	<b>450,165.00</b>	<b>413,379</b>	<b>91%</b>

From HSCMDA-Annex E.7

## Summary by Age Group

Age Group	Total Pop	Total no. given ALB	% Acc
1-4 (12-59 mos) y/o	<b>358,102</b>	<b>324,090</b>	90%
5-12 y/o	674,897	632,039	93%
13-18 y/o	450,165	413,379	91%
<b>Total</b>	<b>1,483,164</b>	<b>1,369,508</b>	<b>92%</b>



# Table 1: National School Deworming Month (July 2017)

From HSCMDA-ANNEX E.7

**HSCMDA Regional Summary of Accomplishment Recording Form (For STH Areas)\***

**Community-Based MDA (For Pre-school Age Children 1-4 years old & School-Age Children ages 5-18 years old not enrolled in Public Schools)**

No.	Name of Provinces/Chartered Cities	Total Population (TP) 2017	Total Pop 1-4 y/o (12-59 y/o) <i>10.23% of TP</i>	Total no. of 1-4 y/o given ALB	% Acc.	Total Pop 5-12 y/o <i>19.28% of TP</i>	Total Pop 5-12 y/o (Kinder to Grade 6 enrolled in public schools)	Total Pop 5-12 y/o in the community (not enrolled in public schools)	Total no. of 5-12 y/o in the community given ALB (not enrolled in public schools)	% Acc.	Total Pop 13-18 y/o <i>12.86% of TP</i>	Total Pop SAC 13-18 y/o (Grade 7 to K12) enrolled in public schools)	Total Pop SAC 13-18 y/o in the community (not enrolled in Public Schools)	Total no. SAC 13-18 y/o in the community given ALB (not enrolled in Public Schools)	% Acc
1	Basilan	355,604	36,378	35,029	96	68,560	41,491	68,560	60,935	89%	45,731	9,840	45,731	39,846	87
2	Lanao del Sur	907,663	92,854	90,204	97	174,997	147,789	174,997	157,135	90%	116,725	35,657	116,725	108,335	93
3	Maguindanao	1,123,143	114,898	113,374	98	216,542		216,542	197,686	91%	144,436		144,436	127,399	88
4	Sulu	855,540	87,522	84,162	96	164,948	101,154	164,948	143,391	87%	110,022	25,291	110,022	96,625	88
5	Tawi-Tawi	437,801	44,787	41,602	93	84,408	54,625	84,408	71,066	84%	56,301	16,387	56,301	48,980	87
	<b>Total</b>	<b>3,896,848</b>	<b>376,439</b>	<b>364,371</b>	<b>97</b>	<b>709,456</b>	<b>345,059</b>	<b>709,456</b>	<b>630,213</b>	<b>89%</b>	<b>473,216</b>	<b>87,175</b>	<b>473,216</b>	<b>421,185</b>	<b>89</b>

From HSCMDA-Annex E.7

**Summary by Age Group**

Age Group	Total Pop	Total Pop SAC enrolled	Total Pop in the community (not enrolled in Public Schools)	Total no. in the community given ALB (not enrolled in Public Schools)	% Acc
1-4 (12-59 mos) y/o	376,439			364,371	97
5-12 y/o	709,456	-	709,456	630,213	89
13-18 y/o	473,216	-	473,216	421,185	89
<b>Total</b>	<b>1,559,111</b>	<b>-</b>	<b>1,182,672</b>	<b>1,415,769</b>	<b>86</b>

Remarks:  
TARGET = 85%

DOH NATIONAL  
DepEd Target = 75%





# PROGRAM HIGHLIGHTS

1. Conduct National School Deworming Month Round1 (January 2017)
2. Conduct Advocacy, Launching, Mentoring, Monitoring and Evaluation in the Actual Conduct of Harmonized Schedule and Combined Mass Drug Administration (HSCMDA) (January - February 2017)
3. Attend the 5<sup>th</sup> Stakeholder Forum on the Control and Elimination of Neglected Tropical Diseases (February 2017)
4. Attendance to the Consultation and Joint Program Implementation Review for Soil Transmitted Helminth Control Program (April 2017)
5. Attendance to Policy Review and Orientation on the New Monitoring and Evaluation Tool for Neglected Tropical Diseases (May 2017)
6. Conduct STH Clinical Practice Guidelines and Program Update ( May 2017)
7. Attend Orientation on the use of Mebendazole for Deworming and Consultation on the draft STH Field Guide
8. Conduct National School Deworming Month Round2 (July 2017)
9. Conduct Nocturnal Blood Examination-Post Conduct Monitoring, Mass Drug Administration and Soil Transmitted Helminthiasis Rapid Coverage Assessment (August 2017)
10. Provide Technical Assistance, Monitoring, Supervision, Coaching and Mentoring of July 2017 NSDM and Combined Mass Drug Administration (August 2017)
11. Attend Consultation on Program and Policy Development for NTD-WASH Integration (August 2017)
12. Attendance to the Development of Research Agenda for the Neglected Tropical Diseases for 2018-2022
13. Attendance to National Consultative and Joint Program Implementation Review of SCEP&STH Program
14. Attendance to Training on Clinical Practice Guidelines for Schisto & STH (November 2017)
15. Facilitate and attend in Lymphatic Filariasis Elimination Program and Soil Transmitted Helminthiasis Program Implementation Review
16. Attendance to Dissemination of the Philippine Soil Transmitted Helminthiasis Control Program and Schistosomiasis Elimination Program Strategic Plan for Mindanao Cluster ( November 2017)
17. Radio Guesting (January & July 2017)



# SCHISTOSOMIASIS CONTROL AND ELIMINATION PROGRAM





## A. Sentinel Surveillance

In 2017, no sentinel surveillance was conducted in 2 endemic provinces to detect the snail infection rate due to different factors. In Maguindanao, there are no trained personnel in the province to conduct the malacological survey, but last 2014, a baseline survey with the result of 0.1% prevalence rate was conducted through the funding and technical support of FHI360. In Lanao del Sur, no survey was conducted due to the occurrence of Marawi siege that delayed most of the activities in the province. The most recent survey validated by the region which was conducted last 2016 by Lanao del Sur province had the prevalence rate of 1.29%.

## B. Annual Mass Treatment

PROVINCE	TARGET POPULATION	# GIVEN PZQ + ALBEN	% ACCOMPLISHED
Maguindanao	30,680	27,612	90%
Lanao del Sur	10,812	10,617	98%
Total (ARMM)	41,492	38,229	92%

## PROGRAM HIGHLIGHTS

1. 92% Mass Drug Administration Accomplishment of the program versus 85% target of DOH-CO
2. Monitoring, Supervision, Coaching and Mentoring and Evaluation in endemic areas
3. Schistosomiasis Awareness Month Radio guesting at DXMS Radyo Bida Suara sa Kalusugan Program of DOH-ARMM
4. Attendance to national consultative workshops and meetings for program updates
5. Attendance to Schistosomiasis Clinical Practice Guidelines Training



# LYMPHATIC FILARIASIS ELIMINATION PROGRAM



# Accomplishment Report

## A. Midterm Assessment Survey

PROVINCE	AREA	TARGET POP	TOTAL EXAMINED	TOTAL POSITIVE	MICROFILARIAE RATE
Basilan	Sumisip (sentinel)	500	500	0	0
	Ungkaya Pukan (sentinel)	500	500	0	0
	Tipo-Tipo (spot)	500	500	0	0
Total (ARMM)		1,500	1,500	0	0

Table 2. 2017 ARMM Lymphatic Filariasis Elimination Program Mass Drug Administration Accomplishment

The table shows the Filariasis Mass Drug Administration Result of ARMM covering Basilan as the only province who was subjected to conduct MDA for 2017. Result shows the achievement of the province with 83% accomplishment over the 65% target of national

## B. Annual Mass Treatment

PROVINCE	TOTAL POPULATION	# GIVEN ALBEN	DEC +	% ACCOMPLISHED
Basilan	355,604	294,718		83%
Total (ARMM)	355,604	294,718		83%

Table 1. 2017 Midterm Assessment Survey Result through Nocturnal Blood Examination

The table shows the Midterm Assessment Survey Result conducted in 2017 by Basilan province to detect the number human positive for microfilaria in the blood through Nocturnal Blood Examination. The result shows that there is no human positive for microfilaria in selected sites within the province.





## PROGRAM HIGHLIGHTS

1. Declaration of Sulu as Filariasis-free zone for passing the Transmission Assessment I
2. 83% Mass Drug Administration accomplishment of Basilan province versus 65% target of DOH-CO
3. Monitoring, Supervision, Coaching and Mentoring and Evaluation in Basilan province
4. Filariasis Awareness Month Radio guesting at DXMS Radyo Bida Suara sa Kalusugan Program of DOH-ARMM
5. Attendance to national consultative workshops and meetings for program updates



# **RABIES PREVENTION AND CONTROL PROGRAM**





## Accomplishment Report

### A. Human Rabies

One human rabies case was reported and validated last 1<sup>st</sup> quarter of 2017

### B. Animal Bite

PROVINCE/CITY	CATEGORY I	CATEGORY II	CATEGORY III
Maguindanao	38	133	1
Lanao del Sur	3	99	117
Marawi City	0	0	0
Lamitan City	1	2	5
Basilan	0	0	0
Sulu	0	29	135
Tawi-Tawi	123	38	191
Total (ARMM)	169	301	445

The table shows the Animal Bite Report of ARMM for 1<sup>st</sup> to 3<sup>rd</sup> quarter of 2017. Different provinces have the highest number of animal bite depending on its severity and degree as seen per category. Under Category I & III animal bite, Tawi-Tawi has the highest number of victims; and Maguindanao under category II. Tawi-Tawi province has the most number of animal bite compared to others while zero (0)/no report was gathered from Basilan and Marawi City.

Most of the occurrence of animal bite in ARMM are transdermal, which leaves punctured wounds, abrasions and scratches to the victim with spontaneous bleeding (description of Category III based on Rabies MOP 2012). Victims are recommended to acquire post-exposure prophylaxis under this category.



### C. Vaccine Utilization

PROVINCE/CITY	CAT II	CAT III	PEP Coverage	%	ERIG Coverage	%
Maguindanao	133	1	81	60%	0	0
Lanao del Sur	99	117	136	63%	45	39%
Marawi City	ND	ND	-	-	-	-
Lamitan City	2	1	-	-	-	-
Basilan	ND	ND	-	-	-	-
Sulu	29	135	82	50%	135	100%
Tawi-Tawi	38	191	215	94%	98	51%
<b>Total (ARMM)</b>	<b>301</b>	<b>445</b>	<b>514</b>	<b>69%</b>	<b>278</b>	<b>63%</b>

Table 2. 2017 1<sup>st</sup> to 3<sup>rd</sup> quarter Vaccine Utilization per province of ARMM

The tables shows the 2017 1<sup>st</sup> to 3<sup>rd</sup> quarter vaccine utilization of the program. It shows that 69% of animal bite victims acquired the post exposure prophylaxis and 63% of victims received the Equine Rabies Immunoglobulin which is only required to CAT III animal bite



## PROGRAM HIGHLIGHTS

1. One (1) validated Human Rabies case versus 5 cases last 2016
2. Trained ABTC personnel from selected provinces/cities
3. Rabies awareness month and World Rabies Day radio guesting at DXMS Radyo Bida Suara sa Kalusugan Program of DOH-ARMM
4. Provision of Anti-Rabies Vaccines and Equine Rabies Immunoglobulin to provinces
5. Attendance to national consultative workshops and meetings for program updates
6. Monitoring and Death Review of Human Rabies cases in Maguindanao province



# FOOD AND WATERBORNE DISEASE PREVENTION AND CONTROL PROGRAM





# Template 1

## FOOD AND WATERBORNE DISEASE PREVENTION AND CONTROL PROGRAM

### TOP 10 FWBD IN ARMM

<b>1. DIARRHEA</b>	<b>22,178</b>
2. AGE	2,481
3. Amoebiasis	188
4. Typhoid Fever	195
5. Food Poisoning	16
6. Hepatitis A	9

## PROGRAM HIGHLIGHTS

1. Participation to the Neglected Tropical Diseases Forum in Cebu City
2. Conduct of Food and Waterborne Diseases Interventions and Health Promotion at Saguiaran, Lanao del Sur on July 24-28, 2017
3. Radio Plugging and Radio Guesting
4. Food and Waterborne Diseases Prevention and Control Infomercial
5. Re-activation of Response Team in Case of Outbreak
6. Training on Community Led Total Sanitation (CLTS)
7. Allocation and Distribution of medications, oral fluids, and IV fluids in Lanao del Sur
8. Distribution of IEC materials to Evacuation Centers in Lanao del Sur



# DENGUE PREVENTION AND CONTROL PROGRAM



Table 1: Cases and Deaths by Province (2016 vs. 2017)

Province/City	2016		2017	
	Cases	Deaths	Cases	Deaths
Basilan	113	4	86	2
Lamitan City	16	0	47	0
Sulu	140	5	30	0
Tawi-Tawi	127	0	110	0
Lanao del Sur	696	0	65	0
Marawi City	814	1	67	0
Maguindanao	861	11	457	3
<b>TOTAL</b>	<b>2,767</b>	<b>21</b>	<b>862</b>	<b>5</b>

## PROGRAM HIGHLIGHTS

1. Observance of Dengue Awareness Month (June 2017)
2. ASEAN Dengue Day Celebration (June 15, 2017)
3. Intensified Health Promotion and Advocacy thru:
  - a. radio plugging and radio guesting;
  - b. hanging of tarpaulins;
  - c. distribution of IEC materials; and
  - d. health information campaigns
4. Clean-up Drive
5. Conduct of Dengue NS1 Rapid Diagnostic Test Orientation (RDT) to Island Provinces/ City
6. Distribution of Olyset Net Rolls to schools
7. Misting Activities Done
8. Continuous Monitoring and Surveillance of Morbidity and Mortality Rate





# **NATIONAL SEXUALLY TRANSMITTED INFECTIOUS PREVENTED AND CONTROL PROGRAM**



# Table 1: AIDS and ASSYMPTOMATIC by Province (2016 vs. 2017)

Province/City	2016		2017	
	AIDS	Asymptomatic	AIDS	Asymptomatic
Basilan	0	7	0	1
Lamitan City	0	0	0	2
Sulu	0	1	1	2
Tawi-Tawi	1	3	1	4
Lanao del Sur	0	5	0	1
Marawi City	0	3	0	3
Maguindanao	1	5	1	11
<b>TOTAL</b>	<b>2</b>	<b>21</b>	<b>3</b>	<b>24</b>

## PROGRAM HIGHLIGHTS

1. Conduct Seminar on Human Immunodeficiency Virus (May 2017)
2. Attend the 2018-2019 Program Implementation Planning for National HIV-AIDS and STI Prevention and Control Program (September 2017)
3. Attend National HIV- Summit (October 2017)
4. Attend Orientation and Update on rhivda (Rapid HIV Diagnostic Algorithm) Implementation in the country (October 2017)
5. Attend Regional Treatment Hub Conference (November 2017)
6. Attend National World Aids Day 2017 (December 2017)
7. Attend 4<sup>th</sup> Batch of HIV Primary Care Training for Health Service Providers from Mindanao (December 2017)







# EMERGING AND RE- EMERGING INFECTIOUS DISEASES PROGRAM





## PROGRAM HIGHLIGHTS

1. Radio Plugging and Radio Guesting
2. Conduct of EREID Response Planning and Workshop to Island Provinces and City
3. Roll out of Zika Virus Orientation to Rural Health Units
4. Distribution of IEC Materials
5. Trained health personnel on Rapid Response Team



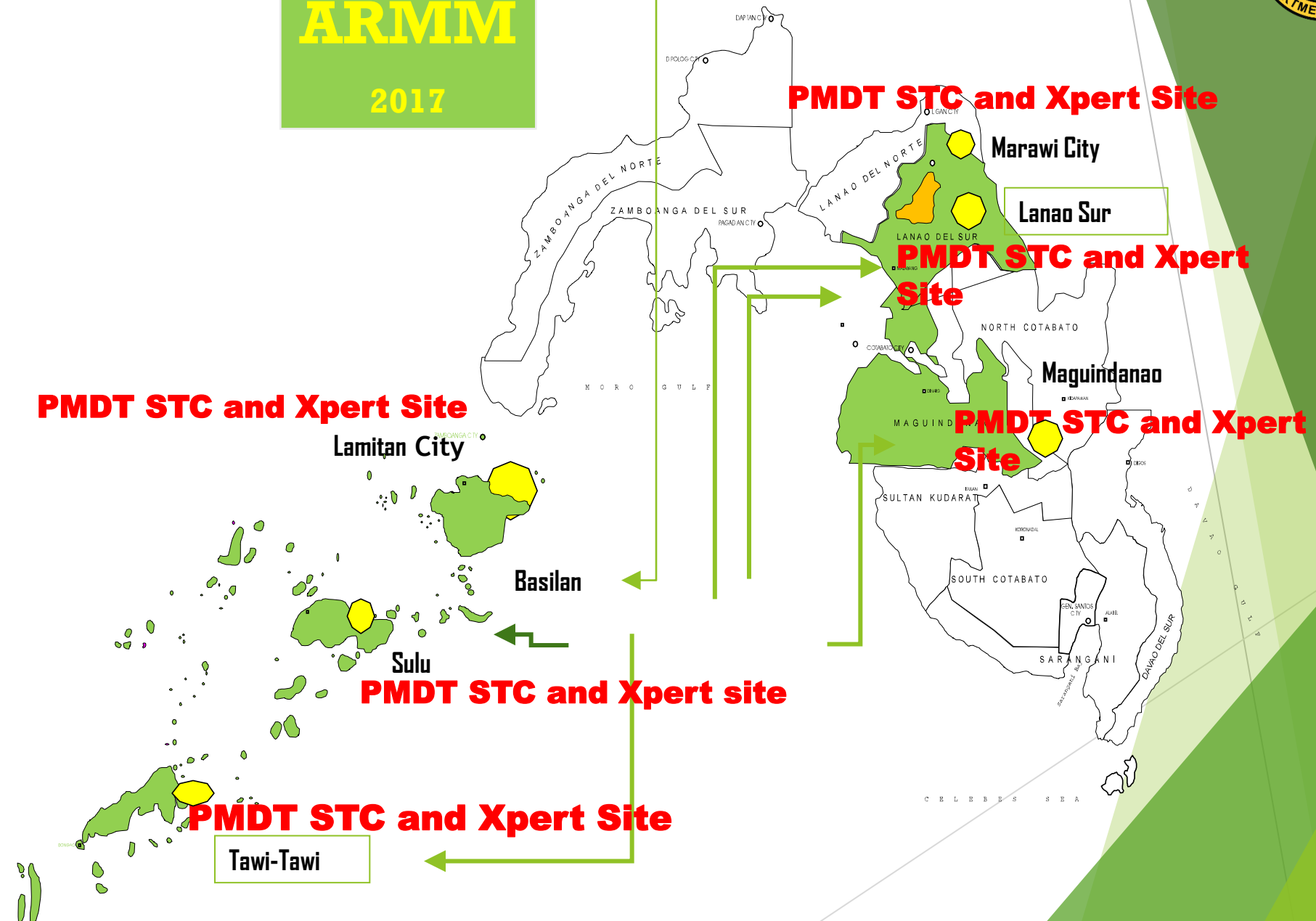
# NATIONAL TUBERCULOSIS (TB) PROGRAM



# NATIONAL TB PROGRAM

**ARMM**

**2017**



## Case Finding (CDR)



Province/ HUC	Year	Target (#) Population x 322/100,000	Accomplishment (2017)						CDR
		All Forms	BC		CD		EP	Total All Forms (#)	
			New	Relapse	New	Relapse			
Basilan	2017	802	106	4	64	23	2	198	25%
LDS	2017	2,668	221	16	270	24	2	531	20%
Maguindanao	2017	3,378	236	10	397	76	4	723	21%
Sulu	2017	2,568	122	7	255	15	2	401	16%
Tawi-Tawi	2017	1,310	110	11	57	5	3	187	14%
Lamitan City	2017	247	35	2	20	9	2	66	27%
Marawi City	2017	669	48	9	44	13	3	117	17%
Region	2017	11,642	878	59	1107	165	18	2,225	19%



## Case Holding (TSR)

Province/ HUC		Registe red (#)	Cured (# & %)	Comple ted (# & %)	Died (# & %)	Failed (# & %)	Default ed (# & %)	Not Evaluat ed (# & %)	Cases Evaluat ed (#)	TSR (%)
Bas	2016	94	37	10	0	1	8	33	90	96%
LDS	2016	273	238	2	2	1	2	25	270	99%
Mag	2016	321	282	22	6	0	2	1	313	98%
Sul	2016	68	16	5	2	0	1	42	66	97%
Tawi	2016	172	16	1	5	0	4	141	167	97%
Lam	2016	32	20	5	0	1	6	0	32	100%
Mar	2016	70	43	0	0	0	0	25	68	97%
Reg	2016	1030	652	45	15	3	23	267	1006	98%

## PROGRAM HIGHLIGHTS

1. PMDT Data Quality Check (February 2017)
2. NTP National Consultative Workshop (March 2017)
3. PMDT Monitoring for Q1 in STCs Malabang and Maguindanao (APRIL 2017)
4. TB Caravan in Tipo-Tipo, Basilan Province (MAY 2017)
5. Standard Short Treatment Regimen TOT Training (JULY 2017)
6. Mindanao-Wide PMDT Data Quality Check (AUGUST 2017)
7. TB Information Drive and Case-down Tracking
8. NTP Consultative and and PhilCAT Convention (SEPTEMBER 2017)
9. PMDT Monitoring for ARMM STC Facilities
10. PHILSTEP Workshop 1
11. TB Laboratory Conference (OCTOBER 2017)
12. PMDT Consultative Meeting (NOVEMBER 2017)
13. PHILSTEP Workshop 2
14. iDOTS Roll-out Training
15. TB Caravan in Tawi-Tawi (DECEMBER 2017)





# Expanded Program on Immunization 2017 Highlights of Accomplishment





# HIGHLIGHTS OF ACCOMPLISHMENT



- ▶ ***Conduct of Tetanus Diphtheria Supplemental Immunization Activity Feed backing and Preparatory Meeting for the Third Round in all MNT high risk areas from January-February 2017 .***
- ▶ ***Sub-Allotment of Mobilization Funds of Supervisors, Vaccination Team in All High Risk Areas***
- ▶ ***Provision of Technical Assistance during the Conduct of Area Based Micro Planning Workshop .***



- ▶ Conduct the 3rd Round Door to Door Tetanus Diphtheria Immunization among 15-40 years old women.





✓ **Conduct Training on Advocacy Video Production and Development Workshop on March.10-22,2017 at Marcian Hotel, Zamboanga City.**



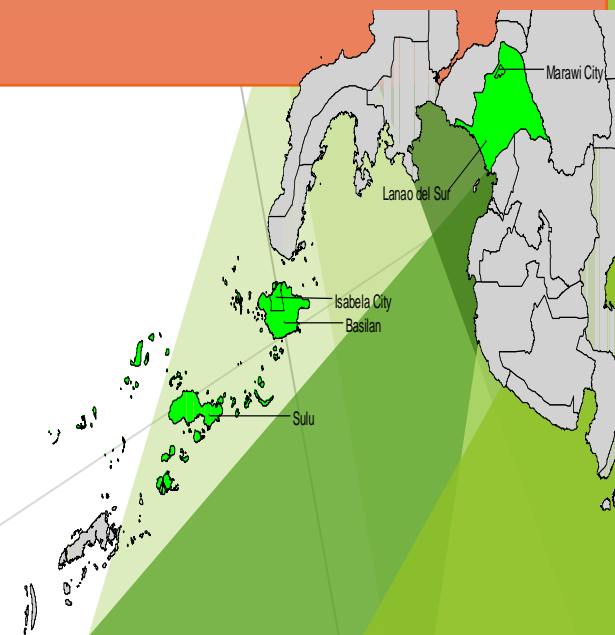
✓ ***Conduct of Regional Program Implementation Review on TD -OPV SIA on March 24-26,2017 at Garden Orchid Hotel , Zamboanga City.***





- Conduct Catch-up Immunization among women 15-40 years old not vaccinated with the third dose of Td Vaccines in April 1-30,2017

✓ ARMM achieved 96 % of women vaccinated with First, Second and Third dose of Tetanus Diphtheria Vaccination.







- ▶ Conduct Intra-Campaign Monitoring in Basilan and Lamitan City on March 1, 2017 with WHO and UNICEF
- ▶ Conduct of Press/Public Conference/Viewing of MNTE local Videos May 23, 2017.
- ▶ Conduct of “Come Back to Bakuna Launching “ on May 23, 2017 at Glamour, Cotabato City.





## External RCA Coverage Results

Area	# women assessed	% given Td1	% given Td2	% given Td3
Marawi City	667	98	98	97
Lanao del Sur	578	100	99	96
Isabela City	237	89	84	76
Basilan	653	98	95	85
Sulu	1078	94	87	76

- Provision of Technical Assistance during the Conduct of Training for Supervisors, Enumerators of External Monitoring Team Commissioned by WHO for TD SIA Activities in ARMM.

- External Rapid Coverage Assessment

Conducted from May-June 2017 in Basilan, Sulu, Lanao Sur, Marawi City in ARMM





- ▶ Conduct of Maternal and Child Health PIR

October 11-13, 2017 at Zamboanga City.



- ▶ Conduct of Consultative and Planning Workshop for Sustainability of MNTE in ARMM with Mindanao Cluster Regions ( IX,XI,XII and ARMM) on Oct 25-26, 2017 at Marco Polo Hotel, Davao City







Declaration of MNTE Status of Philippines as 44<sup>th</sup> Country having Eliminated the Maternal and Neonatal Tetanus after achieving the high TD SIA coverage in ARMM.



Antigen	Eligible Women aged 15-40 years old	Round1		Round2		Round3		Coverage per dose	
		No.	%	No.	%	No.	%	No.	%
Td1	328,737	276,647	84	18,061	5	11,922	3.63	306,630	93
Td2	328,737			280,571	85	16,998	5.17	297,569	91
Td3	328,737					286,517	87	286,517	87
Coverage per round	328,737	276,647	84	298,632	91	315,437	96		



# FAMILY PLANNING PROGRAM

## National Women's Month

On last March 8, 2017, the DOH-ARMM have celebrated National Women's Month. The theme was entitled "We Make Change. Work for Women". As we celebrated it, we had able to have a parade to intensify campaign of Women's Day as well as other Agencies.

In line with the celebration of National Women's Month. The Department of Obstetric and Gynecology of Cotabato Regional and Medical Center in coordination with Philippine Obstetrical and Gynecological Society - Southern Mindano, Cotabato City Chapter, Department of Health XII and Department of Health - ARMM was conducted BUNTIS Day with the Theme: "Kabalikat ni Mommy Para sa Malusog na Pagbubuntis" The Cotabato Regional and Medical Center accommodated 300 Buntis Participants and they gave some services like Free Laboratory Tests, 20 free pelvic ultrasound, lay forum, free vitamins and Buntis kits for all Buntis participants. In participation of DOH-ARMM, we were able to give 300 heavy snacks for Buntis delegates and working staff. The second batch of Buntis day was held at Dr. Serapio B. Montaner, Jr., Memorial Hospital, Malabang, Lanao Del Sur, last March 31, 2017. A total of 407 pregnant women joined during the celebration, free services were enjoyed by the selected pregnant mothers. Free services are Laboratory, CBC and Ultrasound.





## FAMILY PLANNING PROGRAM



## Regional Interagency Orientation on RPRH Law



Last March 22, 2017, we had conducted the Regional Interagency Orientation on RPRH Law. Ms. Agnes Sampulna, the OIC Director of Commission on Population ARMM was discussed the need to strengthen the implementation of the RPRH law. Specifically on Family Planning to address the remaining challenges in Maternal Health. Also, the important roles and the need to engage lead national agencies is recognized to set the direction in the implementation of FP through investment in strategic and costed implementation planning. The RIT Forms was also discussed on how to fill it up.

The participants are from different agencies that has to do with the implementation of the RPRH Law. Those were the DepEd, DSWD, PhilHealth, POPCOM, LGUs, RPDO, DILG, NEDA and DOH-RXII was also invited.

### Program Implementation Review

Last March 23, 2017, we had our PIR on FP. The highlight of the program was the presentation of the accomplishments of different provinces on Family Planning. The issues and concerns were also raised at the same time. Regional FP Accomplishments were presented by Ms. Yasmin C. Kabi, RN and the data was also validated. We had also discussed the FP Activities and Budget of different provinces and formulated a financial plan on how to intensify the USAPAN SESSION.







### Supportive Supervision on Post-Partum Family Planning/Post-Partum Intra Uterine Device (PPIUD) and Subdermal Implant Removal

The USAID-Jhpiego Mindanao Health Project was invited DOH-ARMM to conduct a Supportive Supervision on Post-Partum Family Planning/Post-Partum Intra Uterine Device (PPIUD). This was conducted last April 25-26, 2017 and SDI Removal on April 27, 2017 at Zamboanga and Basilan. The purpose was to capacitate and evaluate the learned skills and applications on actual insertion of previously trained HSPs (Health Service Providers) for the province of Basilan, Sulu, and Tawi-Tawi.



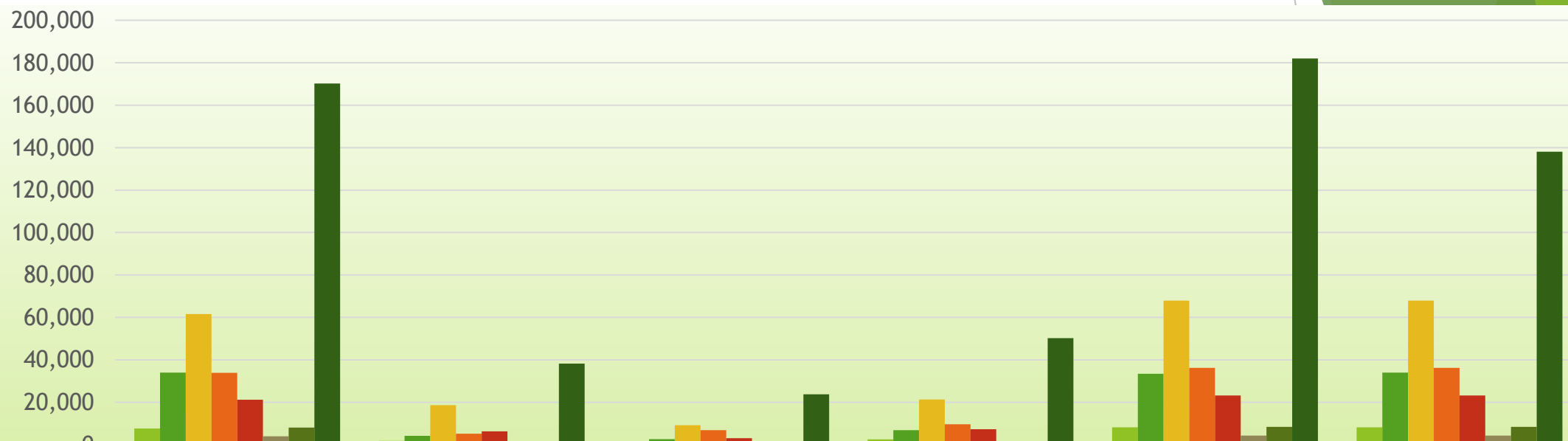
## ACCOMPLISHMENT CY 3<sup>RD</sup> QUARTER 2017

Family Planning program has been implemented for about 38 years, which started from a demographic perspective to a health intervention-oriented program. Family Planning is a means towards responsible parenthood. Planning for the future effects of the will and ability to respond to the needs of the family and children.

Reproductive Health is a relatively new concept among Muslims. The issue of FP in ARMM is still having its headway. The Muslim Religious Leaders (MRLs) have created Fatwa (Islamic point of view) to help eliminate “taboo” or misbelief/misconceptions on FP and advocating it as a method of birth spacing and for the health of the mother and the baby.

Moreover, the status of family planning in ARMM is quiet challenging. From 31.96% last 2016, it increases up to 36.21% as of 1st quarter 2017. Family Planning is very important in helping couples, individuals to achieve the desired family size within the context of responsible parenthood and improve their reproductive health. And most importantly in reducing and preventing Infant mortality rate and maternal mortality rate.





	CU Beginning	New Acceptors	Other Acceptors	Drop Outs	CU Ending	CPR
■ Basilan	7,654	1,863	1,141	2,505	8,153	8,153
■ Lanao del Sur	34,007	4,132	2,617	6,826	33,390	33,930
■ Maguindanao	61,513	18,602	9,154	21,319	67,950	67,950
■ Sulu	33,817	5,134	6,801	9,590	36,162	36,162
■ Tawi-Tawi	21,182	6,310	3,038	7,314	23,216	23,216
■ Lamitan	3,995	1,205	531	1,462	4,269	4,269
■ Marawi	8,066	993	445	1,156	8,348	8,348
■ ARMM	170,234	38,239	23,727	50,172	182,028	138,052



Roll out FPCBT 1  
in Provinces of  
ARMM



Roll out  
Orientation on  
Newly Hired  
FHAs of ARMM



Family Planning  
Month Celebration



Conducted  
Health Fair to  
intensify Family  
Planning



# NEWBORN SCREENING FACILITY 2017

PROVINCE/ CITY	HOSPITAL				RHU		BHS		Lying- in	
	Government		Private							
	No.	NSF	No.	NSF	No.	NSF	No.	NSF	No.	NSF
Basilan	1	1	0	0	6	1	0	0	0	0
Lanao Del Sur	5	5	2	1	32	27	0	0	1	0
Maguindanao	7	5	4	4	34	33	8	3	28	24
Sulu	8	8	0	0	13	8	1	0	0	0
Tawi-Tawi	5	4	2	2	9	2	0	0	0	0
Marawi City	0	0	9	6	2	2	0	0	2	0
Lamitan City	1	1	1	1	2	2	2	0	1	0
ARMM	27	24	18	14	98	75	11	3	32	24



# NEWBORN SCREENING WARDING CEREMONIES 2017 MINDANAO CLUSTER



- Hosted by the Department of Health Regional Office- X, held at Pearlmont Cagayan De Oro City, Nov 27, 2017.
- **ARMM Awardee**
  - Buluan District Hospital
  - Dr. Serapio Montaner Memorial Hospital
  - Wao District Hospital
  - RHU Wao
  - Sulu Provincial Hospital



# ON- SITE NEWBORN SCREENING ORIENTATION AND HEEL PRICK TRAINING



- On- site NBS orientation and Training at RHU balabagan, Aug 1-4, 2017
- 15 Health workers/ participants Oriented and trained on NBS
- 13 babies benefited the free Newborn Screening







# NEWBORN SCREENING

## Re-Orientation and Actual Heel Prick Method on Newborn Screening in Newborn Screening Facility Staff

Newborn Screening is now an integral part of the Newborn Care, therefore, a standard practice and method should be apply in Newborn Screening to have a very good samples and to eradicate common errors in collections.

The NBS team, held a re- orientation and an actual heel pricking method in the following Newborn Screening Facility Staff such as Hijrah Specialist Hospital and Sala'am Hospital, on the first day we had a Powerpoint Presentation on Newborn Screening to refresh or recall their knowledge in the said topic, we had a discussions and lectures, sharing of experience in motivating parents about Newborn Screening, Data Collection, Collecting Samples, Recalling of patient, Sending out Samples and other issues and concerns they've encountered in their facility, we also discussed the importance of the provision of all of the information in the filter card, and after the presentation and discussion, we had a Demo on Proper Heel Pricking Method; Techniques in collections, Proper Positions and/or steps in Collecting samples.







Hijrah Specialist Hospital	
➤ There are only 1 trained staff in the facility	No one can collect samples and send out the sample if the trained staff is off duty
➤ The Facility has no NBS team	Only one trained staff is tasked for NBS
➤ The Facility is Under staff	The NBS coordinator cannot focus in NBS since she has many tasks assigned to her as a staff nurse
➤ Collecting Samples	Errors in Collecting Samples (Possible of Contamination of Samples) The Staff Collects Samples first before filling out the filter cards
➤ Drying of Filter Cards	The staff hangs the filter card with the use of Cloth Hanger with Clips, another possible cause of contamination of samples; the wall is prone for moisture due to the temperature.
➤ Sending out Filter Cards	Since the Facility is Under staff and has no NBS team, there are no designated staffs that will send the samples; when the NBS Coordinator is off duty, samples were stand-by for sending. Result of late samples.  Second, they batch samples before sending.
Sala'am Hospital	
➤ There are only 1 trained staff in the facility	No one can collect samples and send out the sample if the trained staff is off duty
➤ The Facility has no NBS team	Only one trained staff is tasked for NBS

The NBS re-orientation and Actual Heel Prick Method was done successfully, however the Newborn Screening Facility staff is still under observation to facilitate improvements to their performance.



## NSF MONITORING AND EVALUATION

The Newborn Screening team with the technical staff had conducted a monitoring and evaluation of target Newborn Screening facility at Maguindanao Province dated March 14- 17, 2017. The NBS team visited each target facility for interview of NBS coordinator or NBS team members, and inspected the facility with the used of newborn screening monitoring and evaluation tool.

The visit aims to determine the factors at play in the NBS implementation, particularly the problems which impact on achieving DOH's goal of "every parent informed, every newborn screened, every health facility equipped with health practitioner trained to provide newborn screening service".

From day one of visit, the NBS team started with the prepared itinerary of clustered facility from the nearest to farthest facility and non-conflict facility area and or which facility is along the way.

### Highlights of the Activity:

To gather information (problems/issues) thru interview of NBS team member with the use of newborns screening evaluation tool.

To check and inspect the newborn screening facility.



# NUTRITION




# *“1st Regional Nutrition Committee –ARMM (RNC) Meeting”*

- Agenda included Orientation on the First 1000 days (F1KD) among member agencies and NGOs
- Presentation of each programs and activities for 2017 among member agencies and NGOs

## *“Joint Comprehensive Food Security and Vulnerability Assessment”*

- Training of Enumerators for the Nutrition Component (May 9-10, 2017) at Salwa Hotel, Zamboanga City
- Actual conduct of the Joint Comprehensive Food Security and Vulnerability Assessment participated by selected line agencies with DOH-ARMM to lead in the Nutrition component of the CFSVA. The Nutrition component entails interview of the caregiver of children aged 6.0-59.9 months old regarding health and IYCF practices (breastfeeding, diet diversity and frequency). Children were also subjected to anthropometry by measuring length/height for age to determine the prevalence of stunting ( chronic malnutrition) and its correlation to food insecurity indicators
- The CFSVA was done on May 2-17, 2017 for Maguindanao and Lanao del Sur) and May 15-25, 2017 in Baasilan, Sulu, Tawi-Tawi
- The CFSVA is under the framework of the Autonomous Regional Government (ARG) and the World Food Program (WFP) on the purpose of “ providing a coherent, predictable and structured framework for collaboration to support the implementation of ARMM’s Development Framework 2017-2022.”





## *“Regional Integrated Maternal and Child Health and Nutrition Implementation Review (MNCHN-PIR)”*

- To determine the state of MNCHN implementation as a strategy to promote health and well-being of newborns, children, adolescents, men and women in the region
- To agree on an integrated MNCHN regional plan of action for 2018.
- To review progress and identify gaps/ challenges to achieve Maternal and Child Health Program Goals
- Discuss and present reports of major immunization activities and other program initiatives and updates;
- Develop plans and come up with sound strategies to improve vaccine supply management towards accelerating immunization coverage





Regional MNCHN-PIR



Actual conduct of CFSVA



1st Regional Nutrition Committee Meeting





## Prevalence of Malnutrition in ARMM 2014- 2017

	OPT+ 2014	OPT+ 2015	OPT+ 2016	OPT+ 2017
ARMM	%	%	%	%
Underweight Prevalence	7.33 (44,348)	6.58 (40,510)	5.40 (35,734)	4.2 (19,000)
Stunting Prevalence	7.04 (42,594)	6.97 (42,911)	7.10 (46,984)	6.1 (27,979)
Wasting Prevalence	4.20 (25,411)	4.50 (27,704)	NO DATA	3.1 (14,109)

**Malnutrition.** Malnutrition is a serious problem and remains a continuing challenge in ARMM. It is by far the largest contributor to child mortality. Every year all children ages 0-71 months old or below six (6) years old are weighed to identify and locate the malnourished children. In the data, percentage of underweight and children short of height (stunting) decreases from 2014 to 2017 except for stunting in 2015 it increases in 2016 but it went lower in 2017 at a rate of 6.1%. Stunting is a sign of severe malnutrition or a prolonged standing of malnutrition with no good nutritional interventions provided to an individual. Acute Malnutrition or wasting is also a sign of severe malnutrition that can be seen at times there are calamities and disasters where people are displaced and shortage of food takes place. In the ARMM, data of wasting had increased from 2014 to 2015. The DOH-ARMM health and nutrition- specific programs are in place to solve the malnutrition problems and these are: Infant and young child feeding (IYCF), Micronutrient Supplementation, Growth Monitoring and Promotion, Operation Timbang, Phil. Integrated Management of Severe Acute Malnutrition, Nutrition in Emergencies, Recruitment of BNS, Promotion of Nutritional Guidelines for Muslim Filipinos, Promotion of Mother Baby Friendly health Facilities, Promotion of Pinggang Pinoy, and Promotion of First 1000 days (F1KD) but somehow, there must be nutrition sensitive programs initiated by other agencies to help solve the prevailing problem of malnutrition in the region

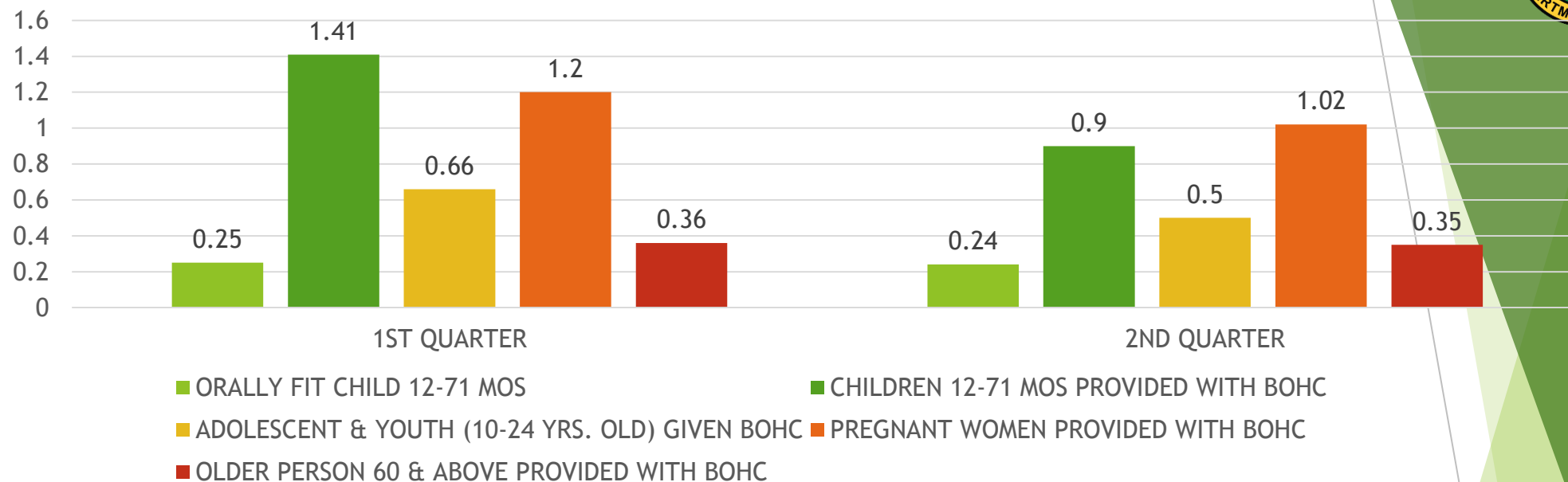


# ORAL HEALTH PROGRAM





## 1<sup>ST</sup> & 2<sup>ND</sup> QUARTER ACCOMPLISHMENT OF 2017



This the status of our Oral Health Program, wherein first and second quarter accomplishment of 2017 of is being compared.

- ❖ As you could see in the graph, there is a decrease in accomplishment in the second quarter. **Orally fit children 12-71 months old decrease** to 0.01% in 2<sup>nd</sup> quarter of 2017.
- ❖ The next bar on the graph shows the accomplishment on **Children 12-17 months** provided with Basic Oral Health Care(BOHC). Decreases to 0.51% in the 2<sup>nd</sup> quarter of 2017.



- ❖ The **Adolescent and Youth provided with Basic Oral Health Care**, are respondents that ranges from 10 to 24 years of age. The accomplishment on 1<sup>st</sup> quarter is 0.66% but on the 2<sup>nd</sup> quarter it decreased to 0.16 %.
- ❖ **The Pregnant Women Provided with Basic Oral Health Care** also shows decrease from 1.20% in the 1<sup>st</sup> quarter to 0.18% in the 2<sup>nd</sup> quarter.

**Older Person 60 years old and Above** provided with Basic Oral Health Care also decrease from 0.01% in the 2<sup>nd</sup> quarter .

The underlying factors affecting the low accomplishment of all Dental services of 1<sup>st</sup> and 2<sup>nd</sup> quarter of 2017 were due to the following:

- ▶ No allocated fund for Oral Health Program
- ▶ Oral Health Program is the least prioritized program
- ▶ Manpower constraint- lack of Dentists, having the ratio of 1:200,000 instead of 1:20,000. Despite the presence of Dentists Deployment Project (DDP) manpower, the indicator is still very low due to the following:

- \* Curative or restorative treatment was not possible due to the lack of equipment and dental materials.

Inadequate awareness on the importance of Oral Health

- \* Negligence on the part of the patients
  - \* No periodic visit to the Dentist for check-up
- ▶ Inadequate Dental supplies due to lack of Funds
- ▶ Most of the LGU's do not support the Oral Health Program

# HIGHLIGHTS OF 2017 ACCOMPLISHMENT



## ► Oral Health Program Activities Conducted this 2017

### 1. Advocacy Campaign - February

13<sup>th</sup> National Oral Health Month Celebration in ARMM Provinces

### 2. Direct Oral Health Treatment Services Activities

### 3. During Marawi Seige we provide Oral Health services such as distribution of kiddie and adult toothbrushes to the evacuees and taught them the proper way of toothbrushing

- Application of fluoride varnish to young children

### 4. Allocation of logistics to ARMM Dentists.

#### ► PFS Rechargeable Light Cure Machine(from Central Office)

- Fluoride Varnish( from Central Office)
- Pits and Sealant ( from Central Office)
- Ketac Molar ( from Central Office)
- Kiddie Toothbrushes
- Pollypaste



# Oral Health Treatment Services:

\*Pit and fissure Sealant

\*Toothbrushing Technique

\*Fluoride Varnish Application











# **DISASTER RISK REDUCTION AND MANAGEMENT FOR HEALTH (DRRM-H) 2017 ACCOMPLISHMENT REPORT**



# HIGHLIGHTS OF 2017 ACCOMPLISHMENT REPORT



- ▶ Conduct of Comprehensive Food Security and Vulnerability Assessment (CFSVA) in Maguindanao and Lanao del Sur
- ▶ Conducted Damage and Needs Assessment (DANA) and Rapid Health Assessment (RHA) of the affected IDP's at Iligan City and Areas involved in the Marawi City Crisis
- ▶ Provided Quad Cluster Interventions (Health, Nutrition, WaSH & MHPSS) to the affected residents during the Marawi Crisis
- ▶ Activated Surveillance in Post Extreme Emergencies and Disasters (SPEED) during the Marawi crisis (Still ongoing)
- ▶ Conducted Rapid Health Assessment in different Municipalities of Maguindanao affected by flooding, specifically Sultan Kudarat, Mamasapano, Datu Piang, Datu Montawal, Mangudadatu
- ▶ Provided MHPSS to the survivors of Surigao Earthquake & augmented essential medicines worth Php60,000 to Brgy. Punta Bilar Health Center
- ▶ Facilitated the simultaneous conduct of Nationwide Mass CPR on March 6, 2017 to support the eventual passage of the age appropriate BLS Bill
- ▶ DRRM-H Team conducted BLS Training for Health Care Providers and Laypersons of Lanao del Sur RHUs at Dr. Serapio B. Montañer Memorial Hospital's Mess Hall
- ▶ Others: A total of 177 Health Situation Update (HSU) Reports submitted for Marawi Crisis (Still ongoing)
- ▶ Others: CODE WHITE ALERT raised during the Low Pressure Area (LPA) last January 16, 2017, observation of Holy Week on April 12-17, 2017, observance of the Eid'l Adha on September 1, 2017 and observation of All Saints Day on November 1 and 2, 2017
- ▶ Others: Facilitated HEMS vest provision to deployed Health personnel of Lanao Del Sur and Marawi City

# HEALTH EVENTS MONITORED




EVENT	MAGUINDANAO	BASILAN	SULU	TAWI TAWI	LANAO DEL SUR	TOTAL
Armed Conflict	15	3	1		5	24
Shooting Incident	3		5			8
Flash Flood	13	1	1		1	16
Storm Surge	1		1	1		3
Fire Incident	3	1				4
Earthquake			1		2	3
Explosion	5	1	2			8
Lightning Strike	1					1
Vehicular Accident		1				1
Food Poisoning	6					6
Measles			1			1
Total	47	7	12	1	8	75



# RESU-ARMM



# RESU-ARMM 2017



PROV/CITY	Maguind anao	Lanao del Sur	Marawi	Basilan	Lamitan	Sulu	Tawi- tawi	TOTAL
DISEASE								
Measles	2	16	0	12	21	256	41	348
Neonatal Tetanus	23	2	0	0	0	3	0	28
Acute Flaccid Paralysis	2	0	1	0	0	0	0	3
Diphtheria	16	0	0	0	0	0	0	16
Typhoid / Paratyphoid	189	55	1	0	0	60	54	359
Influenza-like Illness	298	28	0	0	0	21	0	347

*\*As of October 31, 2017*



## TRAININGS/ CONFERENCES ATTENDED:

- ▶ Event-based Surveillance and Response (ESR) Training in Database Management on March 27-31, 2017 in Tagaytay City.
- ▶ Stata Training on September 5-8, 2017 in Manila.
- ▶ Development of Health Promotion Plan and Monitoring and Evaluation Tool in Palawan.
- ▶ Field epidemiology Training Program (FETP) 30<sup>th</sup> Founding Anniversary and Annual scientific Conference on September 19-21, 2017 in CALABARZON.
- ▶ Guidelines on the Implementation of the Rapid HIV diagnostic Algorithm on October 5-7, 2017 in Quezon City.





## CASE INVESTIGATIONS:

- ▶ RESU, Dengue Program and HEMS investigated the alleged alarming Dengue cases in Kauran, Ampatuan, Maguindanao for the period of November to December 2016.
- ▶ Coordination with PESU of IPHO Sulu, EPI Program, HEMS, EREID and RESU- Regional Office IX in response to the increasing Measles cases in Sulu.

## **MARAWI CRISIS:**

- ▶ Coordination with IPHO Lanao del Sur, CHO Marawi and RESU- Regional Office X in response to the suspect Cholera cases in evacuation centers.
- ▶ Surveillance in Post Extreme Emergencies and Disasters (SPEED) activated and submitted ESR reports.



# REGULATION, LICENSING, ENFORCEMENT CLUSTER



# NUMBER OF FACILITIES REGULATED AND ISSUED WITH LICENSE TO OPERATE BY RLEC



PROVINCE	Level 2		Level 1		Government	Private	TOTAL	PHIC Accredited As of June 2017	REMARKS
	Level 2 Gov't	Level 2 Private	Level 1 Gov't	Level 1 Private	Infirmary	Infirmary			
Maguindanao	1	0	4	0	2	4	11	11	
Lanao Del Sur	0	0	4	1	1	1	7	7	
Sulu	0	0	5	0	3	1	9	9	
Tawi-Tawi	0	0	3	2	2	0	7	7	
Basilan	0	0	1	1	1	0	3	3	
Marawi City	0	0	0	3	0	6	9	9	2 new Infirmary
TOTAL	1	0	16	7	9	9	46	46	

Autonomous Region in Muslim Mindanao Region is composed of 5 provinces and 2 cities namely Maguindanao, Lanao del Sur, Basilan, Sulu, and Tawi-Tawi, Marawi City and Lamitan City.



Department of Health- Regulation, Licensing, Enforcement Cluster follows regulatory policies and standards, as mandated , for the licensing, accreditation and monitoring of health facilities to ensure quality health care.

To date, there are about forty six hospital and infirmary facilities in ARMM. One (1) licensed Level 2 Hospital in Maguindanao, there are seventeen (17) licensed government and seven (7) license private Level 1 Hospitals in ARMM, nine (9) licensed government and eleven(11) private licensed infirmaries catering to its constituents. Twenty four (24) of the government health facilities are under the administrative control and supervision of DOH-ARMM. The other four (4) hospitals are: a military hospital (Camp Siongco Military Hospital), a PNP Hospital (Camp SK Salipada Hospital) and LGU Operated Hospital (Ediborah P. Yap Memorial Hospital and Sumisip District Hospital). The licensed private health facilities in ARMM are located in Marawi City seven (7), Lanao Del Sur two (2), Maguindanao four (4), Tawi-Tawi two (2), Sulu one (1) and Lamitan City one (1).

In terms of classification, three (3) government hospitals are provincial based namely: Maguindanao Provincial Hospital in Maguindanao, Sulu Provincial Hospital in Sulu and Datu Halun Sakillan Memorial Hospital in Tawi-Tawi. The other health facilities are classified as District (12), Municipal (9), Military (1) and PNP (1). It should be noted that the classified refers to the catchment area of the hospital rather than the service capability.

Patients requiring higher level of care are usually referred to tertiary or medical centers located in their respective provinces and cities outside ARMM. The referral centers depend on where the province/city is nearer. For instance, patients from Sulu, Tawi-Tawi and Basilan are being brought to Zamboanga City, patients from Maguindanao are being brought to Cotabato City or Davao City, patients from Marawi City and Lanao Del Sur are brought to Iligan City and Cagayan De Oro City.





RHU (MCP) ISSUED LTO			
PROVINCE	Number applied	PHIC Accreditation	REMARKS
Maguindanao	34	34	
Lanao Del Sur	32	32	
Sulu	13	10	3 Facilities not accredited by PHIC
Basilan	8	8	
Tawi-Tawi	9	8	1 facility not accredited by PHIC
Marawi	2	2	
TOTAL	98	94	

PRIVATE BIRTHING HOMES ISSUED LTO			
PROVINCE	Number applied	PHIC Accreditation	REMARKS
Maguindanao	28	27	1 New facility
Lanao Del Sur	1	1	
Sulu	0	0	
Basilan	1	1	
Tawi-Tawi	0	0	
Marawi City	2	2	
TOTAL	32	31	

## BHS ISSUED LTO

PROVINCE	Number applied	PHIC Accredited	REMARKS
Maguindanao	8	8	
Lanao Del Sur	0	0	
Sulu	1	0	1 facility did not applied for PHIC accreditation
Tawi-Tawi	0	0	
Basilan	2	2	
<b>TOTAL</b>	<b>11</b>	<b>10</b>	

## TOTAL NUMBER OF FACILITIES (2017)

Facility	LTO issued	PHIC Accredited
RHU (MCP)	98	94
Private Lying-in	32	31
BHS	11	10
<b>Total</b>	<b>141</b>	<b>135</b>



In terms of the Birthing Homes, from one hundred forty eight (148) facilities last 2016, we now have a total of one hundred forty one (141) both government and private owned facilities. Seven (7) facilities have not applied for their licenses.

There are only one hundred thirty five (135) facilities were accredited to Philhealth. Four (4) RHU located in Lanao del Sur (2), Basilan (1), Tawi-Tawi (1), (1) new private birthing facility in Maguindanao, and (1) BHS in Sulu have not applied for the accreditation to Philhealth.

Other health facilities were also regulated and licensed by RLEC are as follows, for the Clinical laboratories hospital based we have thirty seven (37) and free standing we have five (5). Hospital based Diagnostic X-Ray and Blood Station both have twenty five (25). And for the Drug Testing Laboratory, we have four(4).

**NUMBER OF PRIVATE AND GOVERNMENT  
HOSPITAL/ INFIRMARY MONITORED AND INSPECTED BY RLEC  
FOR 1<sup>ST</sup>-3<sup>RD</sup> QUARTER OF 2017**

PROVINCES/ CITIES	NUMBER OF FACILITY MONITORED
MAGUINDANAO	11
LANAO DEL SUR	1
BASILAN	0
SULU	0
TAWI-TAWI	6
MARAWI CITY	3
LAMITAN CITY	0

**NUMBER OF PRIVATE AND GOVERNMENT  
BIRTHING HOMES MONITORED AND  
INSPECTED BY RLEC  
FOR 1<sup>ST</sup>-3<sup>RD</sup> QUARTER OF 2017**

PROVINCES/ CITIES	NUMBER OF FACILITY MONITORED
MAGUINDANAO	58
LANAO DEL SUR	10
BASILAN	0
SULU	0
TAWI-TAWI	5
MARAWI CITY	1
LAMITAN CITY	0

**NUMBER OF PRIVATE AND GOVERNMENT  
HEALTH FACILITIES ISSUED WITH PERMIT  
TO CONSTRUCT (PTC)**

PROVINCES/ CITIES	NUMBER OF FACILITY ISSUED WITH PTC
MAGUINDANAO	9
LANAO DEL SUR	1
BASILAN	1
SULU	0
TAWI-TAWI	1
MARAWI CITY	1
LAMITAN CITY	0



The Regulation, Licensing, Enforcement Cluster Team conduct its monitoring to ensure that facilities have complied with the standard and ensure that quality service of care are being delivered and received by its constituents.

As of the 3<sup>rd</sup> quarter of 2017, RLEC Team monitored eleven(11) infirmary and hospitals and fifty eight (58) Birthing Homes in Maguindanao. Due to the unfortunate event happen in Marawi City, monitoring in the area was stopped resulting to only one(1) level 1 hospital and ten (10) Birthing home facility in Lanao del Sur was monitored and three(3) infirmaries and one(1) birthing home in Marawi city. In the province of Tawi-Tawi the team monitored six(6) hospital and infirmaries and five(5) birthing homes. However, due to the lack of time, and considering the danger in areas of Basilan and Sulu, the team was not able to conduct its monitoring in the said areas.







## CVD and DM Accomplishment (January- December 2017)

Updates on PhilPEN (ARMMPEN)	TOTAL
1. Number of target clients assessed and screened using PhilPEN protocol:	42,518
2. Number of HTN patients diagnosed and managed	15,105
3. Number of DM patients diagnosed and managed	2,723
4. Number of HTN + DM diagnosed and managed	1,072
5. High Risk Adults (> 30% CVD Risk)	441

### B. DOH HPN and DM club:

1. Number of facilities oriented on HPN and DM club	2 provinces • Tawi-Tawi • Maguindanao	48 RHU's
		5 Hospitals
2. Number of facilities with established HPN and DM clubs	1 Province - Maguindanao	15 RHU's

### C. Training on Diabetes Mellitus Management Using Insulin

Date	Venue	# of participants
October 18-19, 2017	Em Manor Hotel, Cotabato City	24 NCD Coordinators from 5 Provinces and 2 cities



**2nd NCD Program Implementation Review last January 2017.**



**Conducted Training on Healthy lifestyle Promotion to Allied Health Professionals of Tawi-Tawi PHO, RHU's & Hospitals last February 7-11, 2017 at Tawi-Tawi. Heart Month Celebration**



**Radio Talk on Cervical Cancer Consciousness Month in ARMM wide**



**ARMMPEN at Bry. Matalin, Malabang, LDS on April 2017.**





ARMMPEN during the month of Ramadhan, nightly duty at ORG Compex last June, 2017.



Conducted ARMMPEN last September 7-8, 2017. in celebration of 117 th year Anniversary of Civil Service Commission at CSC Compound




Conducted Training on Diabetes Mellitus Management Using Insulin to Provincial NCD Coordinators last October 18-19, 2017





# TOPCOP Accomplishment Report from Jan - Dec, 2017



Program	Indicators	Accomplishments	Remarks
		Number	
Tobacco Prevention and Control Program	Number of Red Orchid Awardees 2017	<ul style="list-style-type: none"> <li>• 2 Gov't Offices = DepED &amp; IPHO Lanao</li> <li>• 1 LGU = LGU WAO</li> <li>• 2 Gov't Hospital = Maguindanao Provincial Hospital &amp; Buluan District Hospital</li> </ul>	
	Hall of Famers 2017	1 Gov't Office - DOST Office 1 LGU - Taraka Mun. LDS 1 Gov't Hospital - Tamparan Dist. Hospital LDS	
	Number s of functional Cessation Clinics	10	10





**Smoking Cessation Counseling Training to Allied Health Professionals of IPHO Tawi-Tawi held at Beachside Restaurant and Hotel, Bongao, Tawi-Tawi February 10-11, 2017.**



**Smoking Cessation Counseling Training to Allied Health Professionals of Pangutaran RHU and Pangutaran District Hospital held at PDH March 12-13, 2017.**



**Red Orchid Awards Regional Pre Validation at DepED.**



**Smoking Cessation Counseling Training to Allied Health Professionals of Maguindanao Provincial Hospital held at MPH, Maguindanao in Celebration of No Smoking Month**



**Smoking Cessation Counseling Training to Allied Health Professionals of Buluan District Hospital held at BDH Conference Hall, Maguindanao in Celebration of No Smoking Month**



**Red Orchid Awards Regional Pre Validation at DOST-ARMM**




**Red Orchid Awards Regional Pre Validation at IPHO Lanao.**





**Red Orchid Awards  
Regional Pre  
Validation at LGU**



**Red Orchid Awards  
Regional Pre Validation  
at Tamparan District  
Hospital Lanao.**



**Radio talk on World No Tobacco  
Day and No Smoking Month**



**Regional Network Forum for ARMM Partnership  
On Tobacco Free Environment (APTFRE)  
Updates on Executive Order No. 26 Providing  
for the Establishment of Smoke Free  
Environment in Public and Enclosed Places.**



**Red Orchid Awards Pre  
Validation at LGU Wao  
LDS.**



**Red Orchid Awards Pre  
Validation at Wao District  
Hospital LDS.**



**Red Orchid Awards Pre Validation at  
Maguindanao Provincial Hospital**



**Red Orchid Awards Pre Validation @ Buluan District Hospital**





## THE RED ORCHID AWARDS ZONAL AWARDING CEREMONIES 2017

CONGRATULATIONS TO THE HALL OF FAMERS - LGU TARAKA, Lanao Del Sur, Tamparan District Hospital, Lanao Del Sur and DOST ARMM.

RED Orchid Awardees: 2<sup>nd</sup> LGU Wao and DepED ARMM

1<sup>st</sup> Time IPHO Lanao, Maguindanao Provincial Hospital, Buluan District Hospital and WAO District Hospital





## NON-COMMUNICABLE DISEASE CLUSTER

Date	Programs	Activities Conducted	Physical Targets
Jan. 30, 2017	Lifestyle Related Disease (LRD) 1. Cancer	▪ Radio Talk on Cancer Awareness month	▪ Radio listeners A RMM wide
Jan. 31-Feb 2, 2017	2. LRD and Tobacco Control	▪ 2 <sup>nd</sup> PIR and Planning workshop	▪ 4 Provincial NCD's Coordinators 1. Maguindanao 2. Lanao 3. Tawi-Tawi 4. Basilan ▪ 2 Cities NCD's Coordinators 1. Marawi City 2. Lamitan City
February 7-8, 2017	3. Unhealthy Lifestyle	▪ Training on Healthy Lifestyle	▪ 27 Allied Health Professionals of IPHO Tawi-Tawi

## NON-COMMUNICABLE DISEASE CLUSTER



Date	Programs	Activities Conducted	Physical Targets
Jan. 30, 2017	Lifestyle Related Disease (LRD) 1. Cancer	<ul style="list-style-type: none"> <li>Radio Talk on Cancer Awareness month</li> </ul>	<ul style="list-style-type: none"> <li>Radio listeners A RMM wide</li> </ul>
Jan. 31-Feb 2, 2017	2. LRD and Tobacco Control	<ul style="list-style-type: none"> <li>2<sup>nd</sup> PIR and Planning workshop</li> </ul>	<ul style="list-style-type: none"> <li>4 Provincial NCD's Coordinators                             <ol style="list-style-type: none"> <li>Maguindanao</li> <li>Lanao</li> <li>Tawi-Tawi</li> <li>Basilan</li> </ol> </li> <li>2 Cities NCD's Coordinators                             <ol style="list-style-type: none"> <li>Marawi City</li> <li>Lamitan City</li> </ol> </li> </ul>
February 7-8, 2017	3. Unhealthy Lifestyle	<ul style="list-style-type: none"> <li>Training on Healthy Lifestyle</li> </ul>	<ul style="list-style-type: none"> <li>27 Allied Health Professionals of IPHO Tawi-Tawi</li> </ul>

## COMMUNICABLE DISEASE CLUSTER



Date	Programs	Activities Conducted	Physical Targets
February 7-8, 2017	4. Tobacco Control	<ul style="list-style-type: none"> <li>▪ Training on Smoking Cessation Counseling and Orientation on Red Orchid Awards 100% Tobacco Free Environment and MPOWER Initiatives</li> </ul>	<ul style="list-style-type: none"> <li>▪ 27 Allied Health Professionals of IPHO Tawi-Tawi</li> </ul>
February 20, 2017	5. Cardiovascular Disease	<ul style="list-style-type: none"> <li>▪ Radio Talk on Heart month Celebration</li> </ul>	<ul style="list-style-type: none"> <li>▪ Radio listeners ARMM wide</li> </ul>
March 16-17, 2017	6. Tobacco Control	<ul style="list-style-type: none"> <li>▪ Training on Smoking Cessation Counseling and Orientation on Red Orchid Awards 100% Tobacco Free Environment and MPOWER Initiatives</li> </ul>	<ul style="list-style-type: none"> <li>• 23 Allied Health Professionals of Pangutaran District Hospitals and RHU</li> </ul>

## Non COMMUNICABLE DISEASE CLUSTER



Date	Programs	Activities Conducted	Physical Targets
March 21, 2017	7. Hypertension and Diabetes	<ul style="list-style-type: none"> <li>▪ARMMPEN in Celebration of Women's month</li> <li>1. Blood Sugar Screening</li> <li>2. Blood Pressure Screening</li> <li>3. Urinalysis Screening</li> <li>4. Self Management Education</li> </ul>	<ul style="list-style-type: none"> <li>•25 years old and above and with family history of HTN &amp; DM in Buluan, Maguindanao</li> <li>HTN= 20</li> <li>DM= 8</li> </ul>



## NON-COMMUNICABLE DISEASE CLUSTER



- ▶ Mental Health Gap Action Program (mhGaP) Training done
- ▶ 2 Roll-Out training on DDATP
- ▶ Orientation on Health and wellness on Senior Citizen Program
- ▶ 20 Patient Screened for urinalysis under PEN in Marawi City
- ▶ 16 LGU's Received BUB Medicines worth 15, 706,075 under BUB



# NATIONAL VOLUNTARY BLOOD SERVICES PROGRAM



# HIGHLIGHTS OF 2017 CLUSTER ACCOMPLISHMENT

- Conduct / Assist Mobile Blood Donation (MBD) with Cotabato Regional and Medical Center from January - November, 2017 in different areas of Maguindanao and in Malabang, Lanao Del Sur.
- Conduct LGU National Voluntary Blood Services Program (NVBSP) Advocacy Orientation in different LGU's of ARMM particularly in Sulu, Maguindanao, Basilan and Marawi City.
- Conduct Blood Service Facilities (BSF) Assessment and Technical Assistance in Sulu and Maguindanao.
- Conduct National Voluntary Blood Services Program (NVBSP) Zonal Consultative and Planning Workshop in Zamboanga City.
- Radio Guesting at DXMS.
- Monitoring and Evaluation Conducted.
- Attendance to Consultative Workshop in Manila.



## Mobile Blood Donation

Area	Date	DONORS	DEFERRED DONORS	Remarks
Maguindanao (Different areas)	January - November, 2017	2,963	138	
Lanao del Sur (Dr. Serapio Montaner Memorial Hospital)	November 7 - 8, 2017	9	5	

## Activity Conducted

Name of Activity Conducted	Period covered	Area	Remarks
LGU National Voluntary Blood Services Program (NVBSP) Advocacy Orientation	January - November, 2017	Sulu, Basilan, Maguindanao and Marawi City	
Hospital Assessment and Technical Assistance	January - November, 2017	Sulu and Maguindanao	
Monitoring and Evaluation	January - November, 2017	ARMM areas	
National Voluntary Blood Services Program (NVBSP) Zonal Consultative and Planning Workshop	November 28 - 29, 2018	CityInn Hotel, Zamboanga City	

- The fund was utilized to support the activities of the Regional Office, specifically on Blood Letting, monitoring and supervision. A Total of 2,972 Blood Unit collected from January - November 2017.





# HUMAN RESOURCE DEVELOPMENT UNIT TRAINING DIVISION





# HIGHLIGHTS OF 2017 HRDU-TD ACCOMPLISHMENT

- Hired and deployed a total of 1,515 Human Resource for Health (HRH) under the Deployment Program 2017. Includes dentist, nurses, medical technologist, midwives and graduates of any 4-year health related courses.

Provinces/Cities (Municipality)	DDP	NDP	UHCI	MTDP	FHA	RHMPP	PHA	Total
Basilan/ Lamitan City(12)	1	140	12	3	12	16	15	187
LDS/Marawi City (40)	7	328	40	4	40	18	43	440
Maguindanao (36)	4	261	36	4	36	21	38	364
Sulu (19)	4	165	19	5	19	12	21	226
Tawitawi (11)	2	112	11	3	11	11	13	152
Region	2	10	0	0	0	1	15	28
<b>Total (118)</b>	<b>20</b>	<b>1016</b>	<b>118</b>	<b>19</b>	<b>118</b>	<b>79</b>	<b>145</b>	<b>1,515</b>

The Department assist disadvantaged communities to strengthen their health systems through the deployment of health workers like Doctors, nurses, midwives, dentists, medtechs. With the growing National interest to strengthen Maternal and Child health care service delivery, initiatives and resources for maternal and child mortality reduction have been increasing. The demands for public health and clinical interventions have likewise increased the workload of Rural-Based and deployed health workforce. The DOH deployment program augment the existing service providers.

The Department of Health-ARMM Regional Office has seventy six (76) Plantilla since its devolution to ARMM Government up to present. As compared to other regions and based on the Department of Health Rationalization Plan, the said plantilla positions is considered low compared to CHD 12 with 130 plantilla position, A total of permanent 71 Doctors, 98 Nurses, 30 dentist, 405 midwives.

ARMM Covered five provinces and 2 cities the number of permanent health personnel is inadequate to provide or cater health services to its constituents, as an ancillary, DOH-ARMM ARMM hired contractual (NDP, DTTB, Medtech, Midwife, Pharmacist and engineers) to cover such insufficiency of personnel. The Fund used for payment of salaries of 1,515 Human resource under deployment program and other related activities to deployment.

## HIGHLIGHTS OF 2017 HRDU-TD ACCOMPLISHMENT

- ▶ Pre deployment orientation of 1,515 HRH.
- ▶ Pre-deployment orientation of 5 Physicians under the Doctor to the Barrios (DTTB) Program.

DTTB	Area of Assignment
Dr. Akmad Musahari	Matanog, Maguindanao
Dr. Roman Paolo Chavez	Pangutaran, Sulu
Dr. Nicole Anna Marie Dionisio	Simunul, Tawitawi
Dr. Princess Johayra Muti	Marawi City
Dr. Ulbarico Obregon	Marawi City

- ▶ Orientation of 1,515 HRH on the Guidelines and Procedures of Withholding Taxes on the Deployment Program.
- ▶ Attended the Consultative Meeting and Program Implementation Review of HRH 2017 and submitted 2018 Annual Budget in Tagaytay City.

## HIGHLIGHTS OF 2017

### HRDU-TD ACCOMPLISHMENT

- ▶ The Tawi Tawi School of Midwifery headed by Director Marietta T. Limbaga, has now become part of the DOH Pre Service Scholarship Program following the validation on August 18, 2017. Furthermore, the Memorandum of Agreement has been sealed by the respective officials (*Dir. Elvira SN Dayrit, Usec Roger Tong-An, Sec. Kadil Sinolinding Jr., Dir. Marieta Limbaga, Acct. Sadic Batua*) on October 26, 2017.
- ▶ The following applicants for Midwifery Scholarship Program as Bachelor of Science in Midwifery with their chosen school, Tecarro Foundation College, Inc. Davao City, have been approved by the Department of Health and scholarship contract has been signed by the scholars.
  1. Idris Rasheen A.      2. Pamate, Paljesza May P.      3. Tanji, Zhuaina J.
- ▶ There are two (2) medical aspiring applicants accepted to medical school by the Department of Health:
  1. Abantas, Hamida C.      MSU-College of Medicine, Iligan
  2. Ibrahim, Fatima A.      MSU-College of Medicine, Iligan
- ▶ Submitted three (3) medical aspiring applicants to Southwestern University, Cebu City.
  1. Bogabong, Ansarie      2. Camama, Mohammad H.      3. Dicritan, Asdawi



# HEALTH RESEARCH AND DEVELOPMENT



# RxBox - CHITS

“Advancing Community Healthcare”

- ▶ Electronic Medical Record; capture data at point of care; reduce errors, improve efficiency; can operate offline/LAN-based; and public health forms & reports
- ▶ WHY with TELEMEDICINE? for GIDA; to strengthen public health; and factors for adoption

## HIGHLIGHTS OF ACTIVITIES:

- 89 RHUs to receive RxBox from the RxBox 1000 Project of UP-Manila in March 2018
- Integration of iClinicsys and RxBox Training for RHUs in March 2018.

**RxBox Objectives:** 1. **More research in : operant environment”** for quantitative measures of effect; and for **regional researches**. 2. Large scale deployment (regional); 3. Incorporate RxBox to telemedicine in SDN.


## RxBox-CHITS (with 6 in 1 Device)



*\* Project of UP-Manila in partnership with DOH-ARMM & DOST-ARMM.*

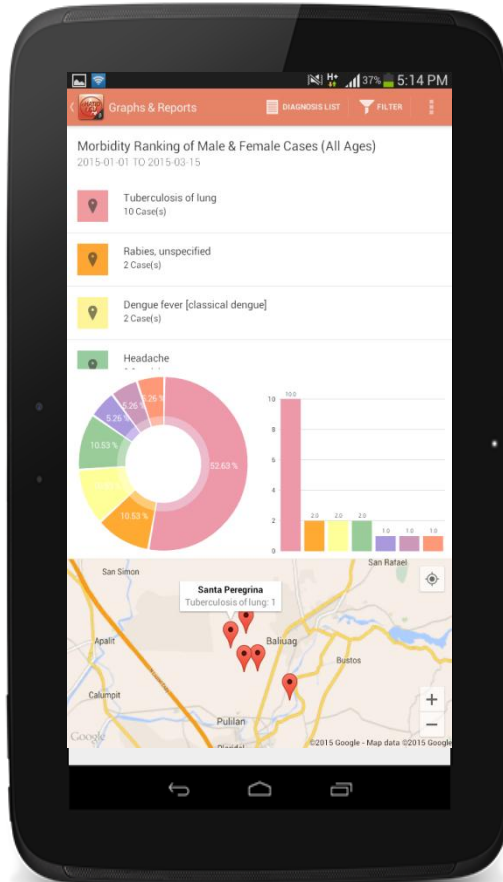


# eHATID LGU Project



## Major System Features

### eHealth TABLET



- ▶ Electronic Medical Records
- ▶ Maps, Graphs, and Reports
- ▶ Mayor-Doctor Communication
- ▶ Notifications/Alerts for Notifiable Diseases
- ▶ Offline Mode
- ▶ Batch Upload Facility (web-based app)
- ▶ Universal Dashboard (web-based app)

*\*Project of Ateneo de Manila University with partner agencies - DOH-ARMM & DOST-ARMM.*

**HIGHLIGHTS:** Total No. of eHealth TABLETs received by RHUs -115 and 8 for Regional & PHOs

**NEXT STEPS:** Training on eHamBinGG for District Doctors On Jan. 25-26, 2018.

*eHamBinGG is an expansion of the eHATID LGU Municipal & City real time morbidity dashboard to accommodate provincial, regional and national government level users through the creation of two (2) new portals. These are the eHATID LGU Geospacial Morbidity Dashboard (GMD) and eHATID LGU Comparative Morbidity Data (CMD).*

# ARMM Health Research & Dev't. Consortium (AHRDC)



- ▶ HIGHLIGHTS OF ACTIVITIES IN 2017
- ▶ I. Research institution forum expansion & MOA signing, & reorganization meeting of ARMM Health Research & Dev't. Consortium (AHRDC) on Feb. 23-24, 2017
- ▶ II. Regional consultation for PNHR National Unified Health Research Agenda (NUHRA) 2017-2020, and Operational Planning Workshop on April 18-20, 2017
- ▶ III. Training-Workshop on Basic Research Methods on July 11-13, 2017
- ▶ IV. Basic Research Ethics Training on Sept. 13-14, 2017



## PLANNING UNIT

Date	Programs	Activities Conducted	Physical Targets
January 18-20, 2017	LIPH	Revision / Review on Local Investment Planning for Health (LIPH) at Grand Opera Hotel, Manila.	-5-PHO's, ,2-CHO's, 25 chief of Hospitals, provincial chief of technical, MNCH Coordinator, FHSIS coordinators, Environmental coordinators and IT.
February 7-9, 2017	Procurement	Procurement Training at Zamboanga City	- 5-PHO's, ,2-CHO's, 25 chief of Hospitals.
February 9-10, 2017	HFEP	HFEP Refinement of 2017-2022 HFEP Planning	- 5-PHO's, ,2-CHO's, 25 chief of Hospitals.
February 28-March 2, 2017	WASH	Training on Community LED Sanitation at Zamboanga City for Island Province	- ALL Sanitary inspectors In island provinces
March 7-9, 2017	WASH	Training on Community LED Sanitation for Maguindanao Province at Estosan Hotel	- ALL Sanitary inspectors In Maguindanao Province
March 7-9, 2017	BHW	Conduct BHW TOT on IPCC	- 50 BHWs ARMM Wide
March 16-17,2017	TSEKAP	-Finalization and Validation of TSEKAP report	-Provincial/City TSEKAP Coordinator
April 10-12, 2017	WASH	Training on Community LED Sanitation for Lanao and marawi at Iligan city	- ALL Sanitary inspectors In Lanao Province and Marawi City
April 10-12, 2017	FHSIS	Training on FHSIS version 12 at Tawi-Tawi	- 20 pax from different municipality
May 21-22, 2017	GISA/Mancon	GISA Presentation	- 5-PHO's, ,2-CHO's, 25 chief of Hospitals and regional Program Coordinators

# PLANNING UNIT

Date	Programs	Activities Conducted	Physical Targets
August 1-4, 2017	DOH programs/LGU scorecard/FHSIS	Orientation on DOH 30 Indicators,LGU Scorecards update and FHSIS for Island Provinces	- 7 FHSIS Coordinators, 7 LGU Scorecards Coordinators, & Chief Technicals and 42 MHO's
August 8, 2017	GISA WITH Gov. at ORG	GISA	- 5-PHO's, ,2-CHO's, 25 chief of Hospitals and regional Program Coordinators
October 5-6, 2017	10th ManCon	Management Conference	- 5-PHO's, ,2-CHO's, 25 chief of Hospitals and regional Program Coordinators
November 22-23,2017	BHW Summit	Attendance to Mindanao BHW Summit	- 118 BHW President from different Municipalities
December 4-5-6, 2017	LGU Health Summit	LGU Summit for the Province of Lanao del Sur, Sulu and Basilan	- LCEs/LGU Representatives 31(Lanao), 19 (Sulu), 6(Basilan),IPHOs/MHOs-74, Word bank -7, TWG DOH-7, CSO-1, Partners 7-DOH National -2
December 19-20, 2017	IRHEMM	Intra regional Management Meeting	- 5-PHO's, ,2-CHO's, 25 chief of Hospitals and regional Program Coordinators
December 21-22, 2017	LGU Scorecard	PIR on LGU Scorecard	- 5-PHO's, ,2-CHO's, 7Chief Technical, 7 FHSIS Coordinator and 7 LGU scorecard coordinators

Fixed tranche allocation in the amount of 17,250,000.00 to support the implementation of CY 2017 operations plan .

The amount **5,175,000.00** shall be used by the DOH-ARMM Regional Office for its regional operations and management to support the implementation of Kalusugan Pangkalahatan.

The fund was utilized for community-based projects, activities and interventions for GIDA barangays, Indigenous cultural communities. Indigenous people and support to local health systems.

The downloaded funds were utilized to support the “Kalusugan Pangkalahatan” activities in every provinces and cities, This include, but not limited to Development of Annual Operational Plan, payment for reproduction of FHSIS forms, PHIC Orientations, Attendance of IPHO officials and Program coordinators to ManCom meetings, Orientation for newly hired staff of DOH programs, monitoring and supervision and other related activities.



## BARANGAY HEALTH WORKERS

Reference #	Date	Particulars	Amount	Disbursed	Balance
9917070707	07/28/17	Transfer of funds for monitoring and evaluation for performance based incentives of Barangay Health Workers (P1,000,000)	1,000,000.00	100,000.00	900,000.00
ADA#01101101-04-168-2016	4/19/2016	Transfer of funds to ARMM for BHW ID	180,000.00	180,000.00	-

Barangay Health Workers are recognized for their voluntary service and contribution to the improved performance of the province/city-wide health system and the achievement of Sustainable Development Goals particularly SDGs 4, 5 and 6. Among their functions , they assist in referrals of mothers to health facilities, masterlisting of children, pregnancy tracking, TB treatment partners and during advocacy campaign.

The Program received an allocated fund amounting to **Php 1,000,000.00** for BHW Productivity Based Incentives. It was based on the achievement of the LGU Scorecard/FHSIS with emphasis on the 3 indicators (Facility Based Delivery, Fully Immunized Child and TB Success Rate).

Table 1. Productivity Based Incentives and rank per province/city

Province/City	Rank	Amount	Status
1. Maguindanao	1st	250,000.00	To be awarded February
2. Lanao del Sur	2nd	150,000.00	To be awarded February
3. Tawi-Tawi	3 <sup>RD</sup>	100,000.00	To be awarded February
4. Sulu	3 <sup>RD</sup>	100,000.00	To be awarded February
5. Basilan	3 <sup>RD</sup>	100,000.00	To be awarded February
6. Marawi City	3 <sup>rd</sup>	100,000.00	To be awarded February
7. Lamitan City	3rd	100,000.00	To be awarded February
8. Region		100,000.00	Disbursed
<b>TOTAL</b>		1,000,000.00	

Maguindanao was the highest performing Province and received the amount of Two Hundred fifty thousand Pesos (250,000.00) followed by Lanao Province and the rest are consolation. The regional office used one hundred thousand pesos (100,000.00) for the monitoring and admin cost.

The PBI will be used for livelihood, capability building and other BHW related activities. Recently, TheDOH-ARMM Barangay Health Workers Federation apply for their SEC registration in Zamboanga City and approved as DOH-ARMM BHW Federation.



**Table 3. Other BHW Activities**

ACTIVITIES/SEMINARS/TRAININGS/OTHER EXPENSES	AMOUNT SPENT (Php)
Trainings for IPCC for BHWs	360,000.00
BHW Tshirt	Central office
BHW ID	180,000.00
BHW Mindanao Health Summit	100,000.00
Travelling allowances and other BHW related Activity	150,000.00
<b>Grand Total</b>	<b>610,000.00</b>

**Table 4. Distribution List of BHWs with BP Apparatus**

PROVINCE	No. of BHW's 2014-2015	No. of BHW's (T-shirt Given)
<b>MAGUINDANAO</b>	<b>2,749</b>	<b>1646</b>
<b>LANAO DEL SUR</b>	<b>1053</b>	<b>1049</b>
<b>MARAWI CITY</b>	<b>147</b>	<b>127</b>
<b>SULU</b>	<b>475</b>	<b>474</b>
<b>TAWI-TAWI</b>	<b>683</b>	<b>335</b>
<b>BASILAN</b>	<b>539</b>	<b>653</b>
<b>LAMITAN</b>	<b>196</b>	<b>200</b>
<b>TOTAL</b>	<b>5,842</b>	<b>4,484</b>

The Department of Health (DOH) procured POLO Shirt and BHW ID. This will be used by BHWs. A total of 4,848 Tshirt and ID distributed to Barangay Health Workers.




# COMMISSION ON POPULATION-ARMM





# Responsible Parenthood/ Planning Family





## RPM/RP/ FP EXPANDED CLASSES FOR PANTAWID PAMILYA PROGRAM

REGION: ARMM

Period Covered: JANUARY- SEPTEMBER 2017

## RP/FP CLASSES IMPLEMENTATION REPORT

## PANTAWID PAMILYA - FAMILY DEVELOPMENT SESSION (FDS) : Module 2.2 Responsible Parenting and Family Planning

PROVINCE	No. of Classes	NUMBER OF COUPLES			NUMBER OF NON-COUPLES REACHED														Total Beneficiaries  (c+d+e)
		REACHED			TOTAL MALE  (d)	TOTAL FEMALE  (e)	SINGLE			Widower	Widow		Separated		Others				
		MCRA  (a)	NON- MCRA  (b)	TOTAL (a+b)  ( c )			Female		M				Female		M	Female		M	
							Repro	Non					Repro	Non		Repro	Non		
							(a)	(b)			( c )	(d)	(e)	Repro		Non	Repro		
MAGUINDANAO	863	16,320	2,825	19,145	1,225	3,546	1,219	494	165	44	57	46	44	29	12	171	164	78	23,916
LANAO del Sur	278	5,537	978	6,515	567	2,767	1,148	795	204	20	69	47	69	35	16	184	99	59	9,849
TAWI-TAWI	554	10,946	1,889	12,835	649	1,320	331	117	85	22	26	29	9	33	7	70	21	51	14,804
SULU	447	7,978	1,860	9,838	457	1,508	367	145	103	12	26	41	35	24	1	106	49	101	11,803
BASILAN	367	6,088	1,107	7,195	78	1,827	463	160	108	22	23	16	13	10	6	30	27	12	9,100
MARAWI	351	6,906	2,705	9,611	424	1,168	525	174	17	4	16	37	14	8	6	13	9	20	11,203
TOTAL	2,860	53,775	11,364	65,139	3,400	12,136	4,053	1,885	682	124	217	216	184	139	48	574	369	321	80,675

SINGLE      Repro Age - Beneficiaries who are within reproductive age

Non-Repro Age- Beneficiaries who are beyond reproductive age

Reproductive Age - Ages 15-49

Widow/Widower      - Spouse-deceased

OTHERS      Married beneficiaries attending alone without partner who is within : Repro age or Non - Repro Age; Spouse is either on field, OFW, sick or any other valid reason

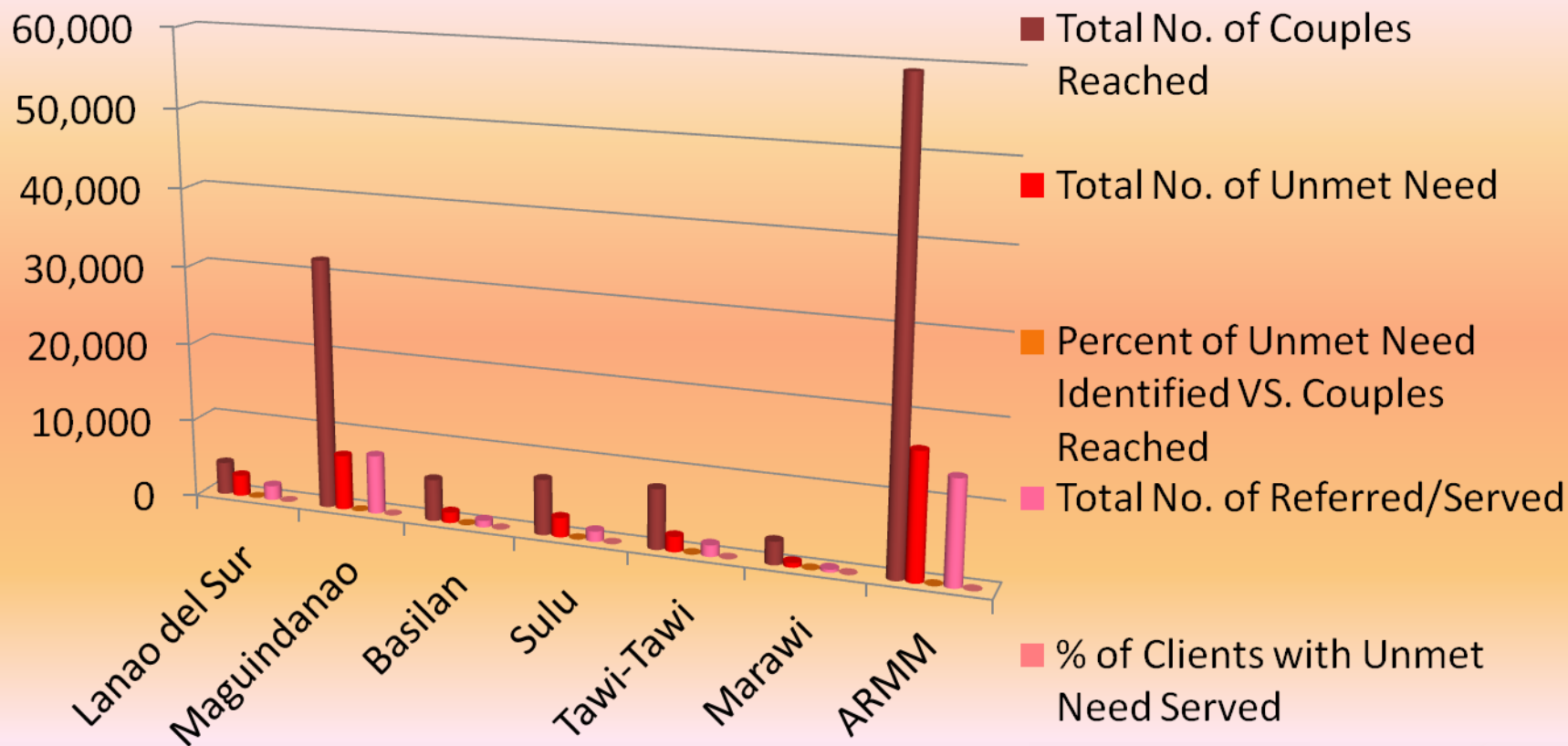
# Demand Generated Linked to Service Delivered


Province	No. of Couples Reached				Percent of Unmet	Total No. of	% of Clients with
	FDS	Usapan	TOTAL	Total No. of Unmet Need	Need Identified VS.  Couples Reached	Clients Referred/  Served	Unmet Need   Served
Lanao del Sur	4,148	862	5010	2,687	65%	1,822	68%
Maguindanao	31,995	6,615	38,610	7,016	22%	7,517	107%
Basilan	5,333	1,099	6,432	1,351	25%	855	63%
Sulu	7,110	1,470	8,580	2,484	35%	1,327	53%
Tawi-Tawi	7,702	1,592	9,294	1,966	26%	1,470	75%
Marawi	2,962	612	3,574	593	20%	374	63%
ARMM	59,250	12,250	71,500	16,097	32%	13,365	72%







## Demand Generated linked to Service Delivered





 		DEMAND GENERATION ACTIVITES													
		No. of Classes Held				TOTAL	No. of Target Couples	No. of Individual of Reproductive Age Reached				TOTAL	Solo/Couple Disaggregation		
													Solo Attendees		Couples Attendees
													Male	Female	
	4Ps	Non-4Ps	USAPAN	PMC					4Ps	Non-4Ps	USAPAN		PMC		
January	213	91	79		383	70,246	12,553	4,550	1,975		19,078	1,170	2,708	7600	
February	299	84	71		454	70,246	19,695	4,200	1,775		25,670	1,536	4,984	9,575	
March	170	145	122		437	70,246	10,855	7,250	3,050		21,155	1,635	3,770	7,875	
Subtotal	682	320	272		1274	70,246	43,103	16,000	6,800		65,903	4,341	11,462	25,050	
April	212	143	76		431	70,246	10,600	7,150	3,800		21,550	1,075	2,419	9,028	
May	204	69	47		320	70,246	10,200	3,450	1,175		14,825	470	705	6,825	
June	158	71	34		263	70,246	7,900	3,550	850		12,300	241	609	5,725	
Subtotal	574	283	157		1014	70,246	28,700	14,150	5,825		48,675	1,786	3,733	21,578	
July	188	48	19		255	70,246	9,400	2,400	475		12,275	120	355	5,900	
August	101	30	26		157	70,246	5,050	1,500	650		7,200	192	458	3,275	
September															
Subtotal	289	78	45		412	70,246	14,450	3,900	1,125		19,475	312	813	9,175	
October															
November															
December															
Subtotal															
Total	1,545	681	474	0	2700	70,246	86,253	34,050	13,750	0	134,053	6,439	16,008	55,803	

# RP/FP Implementation Report 2017

## Commission on Population-ARMM

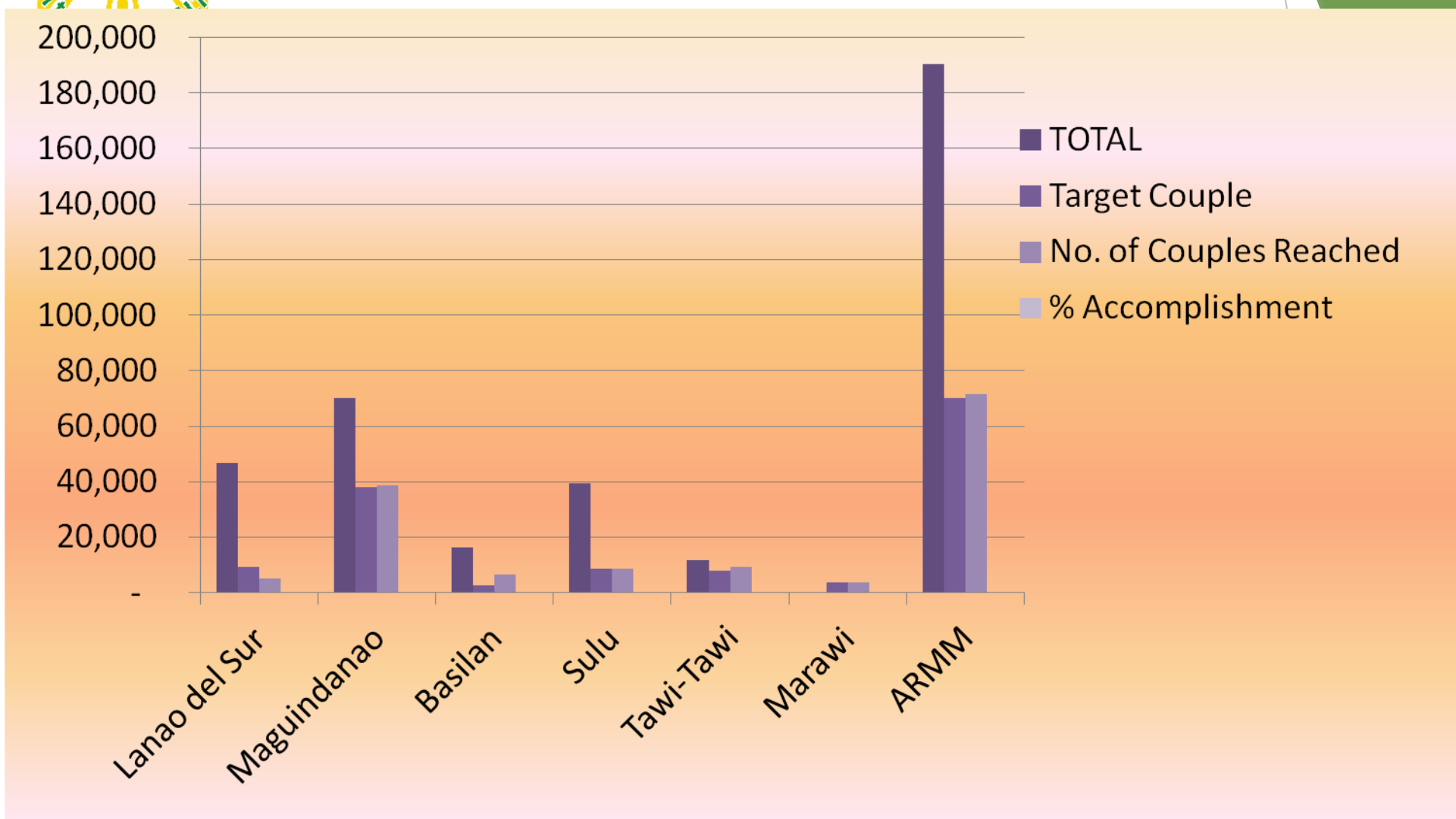
as of SEPTEMBER 2017

Province	Total Pop	Target Couple	No. of Couples Reached	% Accomplishment
Lanao del Sur	46,822	9,216	5,005	54%
Maguindanao	69,990	37,887	38,610	102%
Basilan	16,481	2,525	6,435	255%
Sulu	39,521	8,719	8,580	98%
Tawi-Tawi	11,838	7,968	9,295	117%
Marawi	0	3,685	3,575	97%
ARMM	<b>190,410</b>	<b>70,246</b>	<b>71,500</b>	<b>102%</b>



# RP/FP Implementation Report 2017

## Commission on Population – ARMM as of September 2017





# NATIONAL NUTRITION COUNCIL-ARMM

## 2017 ACCOMPLISHMENT REPORT







# HIGHLIGHTS OF 2017 ACCOMPLISHMENT

1. Nutrition Program Management Training  
July 17-21, 2017 at Basilan Women Center,  
Isabela City



# HIGHLIGHTS OF 2017 ACCOMPLISHMENT

Total Trained: 26

Participants:

11 RHU (MHO, PHN, RHM, NDP) = 17

LGU (MPDC, MDRMO) = 9





# HIGHLIGHTS OF 2017 ACCOMPLISHMENT





# HIGHLIGHTS OF 2017 ACCOMPLISHMENT

2. Nutrition in Emergency Training  
July 24-26, 2017 at Basilan Women  
Center, Isabela City

Nutrition in Emergency Training  
August 7-9, 2017 at Beachside Inn, Bongao,  
Tawi-tawi



# HIGHLIGHTS OF 2017 ACCOMPLISHMENT

Total Trained: 23

Participants:

11 RHU (PHN, RHM, NDP) = 15

LGU (MPDC, MDRRMO) = 8





# HIGHLIGHTS OF 2017 ACCOMPLISHMENT

Total Trained: 28

Participants:

12 RHU (MHO, PHN, NDP, RHM) = 20

LGU (MPDC, MDRRMO, PNAO) = 8





# HIGHLIGHTS OF 2017 ACCOMPLISHMENT

3. Training of Trainers on Basic Course for Barangay Nutrition Scholars  
August 14- 18, 2017 at Dr. Sixto Orosa Hall, IPHO-Sulu, Jolo





# HIGHLIGHTS OF 2017 ACCOMPLISHMENT

Total Trained: 30

Participants:

19 RHU (MHO, PHN, RHM, NDP) = 30



Results:  
Panglima Estino : 12 BNS  
Jolo : 8 BNS



# HIGHLIGHTS OF 2017 ACCOMPLISHMENT

4. Roll-Out Training on Infant and Young Child Feeding and WHO- Child Growth Standards For 9 ECCD areas
  - September 25-29, 2017  
Notre Dame Walled City  
Jolo



2 Batches :

**Patikul** (MECA, NDP, BHW and Parent Leader) = 30

**Indanan** (MECA, NDP, BHW and Parent Leader) = 28



# HIGHLIGHTS OF 2017 ACCOMPLISHMENT

- October 9-13, 2017  
2 Venues:  
Dr. Sixto Orosa Hall  
IPHO-Sulu and Notre Dame  
Walled City, Jolo



2 Batches:  
Parang = 40  
Maimbung = 28



# HIGHLIGHTS OF 2017 ACCOMPLISHMENT

- October 16-20, 2017  
2 Venues:  
Dr. Sixto Orosa Hall  
IPHO-Sulu and Notre Dame  
Walled City, Jolo



2 Batches:  
Maimbung = 26  
Tapul = 28

240

# HIGHLIGHTS OF 2017 ACCOMPLISHMENT

- October 23-27, 2017  
2 Venues:  
Dr. Sixto Orosa Hall  
IPHO-Sulu and Notre Dame  
Walled City, Jolo



2 Batches:  
Panglima Estino = 24  
Pangutaran = 31



# HIGHLIGHTS OF 2017 ACCOMPLISHMENT



## 4. Roll-Out Training on WHO- Child Growth Standards For 4 ECCD areas

November 6-7, 2017

2 Venues:

Dr. Sixto Orosa Hall

IPHO-Sulu and Notre Dame

Walled City, Jolo



2 Batches:


Jolo = 30

Indanan + HP Tahil = 30



# HIGHLIGHTS OF 2017 ACCOMPLISHMENT

- November 10-11, 2017  
2 Venues:  
Dr. Sixto Orosa Hall  
IPHO-Sulu and Notre Dame  
Walled City, Jolo



2 Batches:  
Indanan = 30  
Patikul = 30







# HIGHLIGHTS OF 2017 ACCOMPLISHMENT

5. Suara sa Nutrisyon  
Aired at DXMY 72.9 FM  
Every Sunday 7:00-8:00 PM



Total # Episodes: 44  
Coverage : Maguindanao, Sultan Kudarat,  
Cotabato City, Lanao Del Sur, North  
Cotabato, Pagadian City, Sibugay and  
Carmen

244







# HIGHLIGHTS OF 2017 ACCOMPLISHMENT

5. Suara sa Nutrisyon  
Aired at DXMY 72.9 FM  
Every Sunday 7:00-8:00 PM



Total Winners of 100 Load: 58  
Most Winners from Sultan Kudarat and  
North Cotabato





# HIGHLIGHTS OF 2017 ACCOMPLISHMENT

## 6. 43rd Nutrition Month Celebration on July 3, 2017

Theme: “Healthy diet, gawing Habit - FOR LIFE!”



Part 1:  
Nutrition Month Launching Parade at ORG quadrangle, participated by the ARMM line agencies





# HIGHLIGHTS OF 2017 ACCOMPLISHMENT

## 6. 43rd Nutrition Month Celebration on July 3, 2017

Theme: “Healthy diet, gawing Habit - FOR LIFE!”



Part 2:  
Nutrition Month Forum at Sharif Kabunsuan Cultural Complex participated by ARMM line agencies, NGO's and Dep Ed ARMM Maguindanao Division 1 & 2





# HIGHLIGHTS OF 2017 ACCOMPLISHMENT

Part 3:  
Nutrition Month Poster Making Contest  
participated by the Dep Ed ARMM Division  
1 & 2 Maguindanao



Part 4:  
Nutritious Cooking Demonstration lead by  
DOST- ARMM and DSWD- ARMM and  
Products display lead by DAF and BFAR







# HIGHLIGHTS OF 2017 ACCOMPLISHMENT

7. Training on Basic Course for Barangay Nutrition Scholars in Collaboration with Province of Maguindanao



Total # BNS:  
Datu Odin Sinsuat = 11  
Buldon = 20  
Datu Salibo = 25  
Datu Saudi = 30  
Datu Piang = 65

249







# HIGHLIGHTS OF 2017 ACCOMPLISHMENT

7. Training on Basic Course for Barangay Nutrition Scholars in Collaboration with Province of Maguindanao



Total # BNS:  
Datu Anggal Midtimbang= 20  
Talayan = 83  
Guindulungan= 30  
Parang= 30  
Barira = 19  
Kabuntalan = 73



# HIGHLIGHTS OF 2017 ACCOMPLISHMENT

8. Orientation on the Creation of Municipal Nutrition Committee in partnership with the Province of Maguindanao



Total # MNC :  
13 Municipalities





# HIGHLIGHTS OF 2017 ACCOMPLISHMENT

8. Orientation on the Creation of Municipal Nutrition Committee in partnership with the Province of Maguindanao

Total # MNAO: 15







# HIGHLIGHTS OF 2017 ACCOMPLISHMENT

## 9. Early Childhood Care and Development for the First 1000 Days Program in Sulu



First Supervision Monitoring to ECCD Coordinators at IPHO-Sulu



**Hired 2 ECCD F1K Coordinators** to facilitate and assist in the social preparation and implementation of the program in the 9 municipalities of Sulu (Jolo, Maimbung, HP Tahil, Parang, Pangutaran, Tapul, Patikul, Indanan and Panglima Estino)





# HIGHLIGHTS OF 2017 ACCOMPLISHMENT

## 9. Early Childhood Care and Development for the First 1000 Days Program in Sulu



Mayor Tan lead in affixing signatures to show support to ECCD F1K programs.



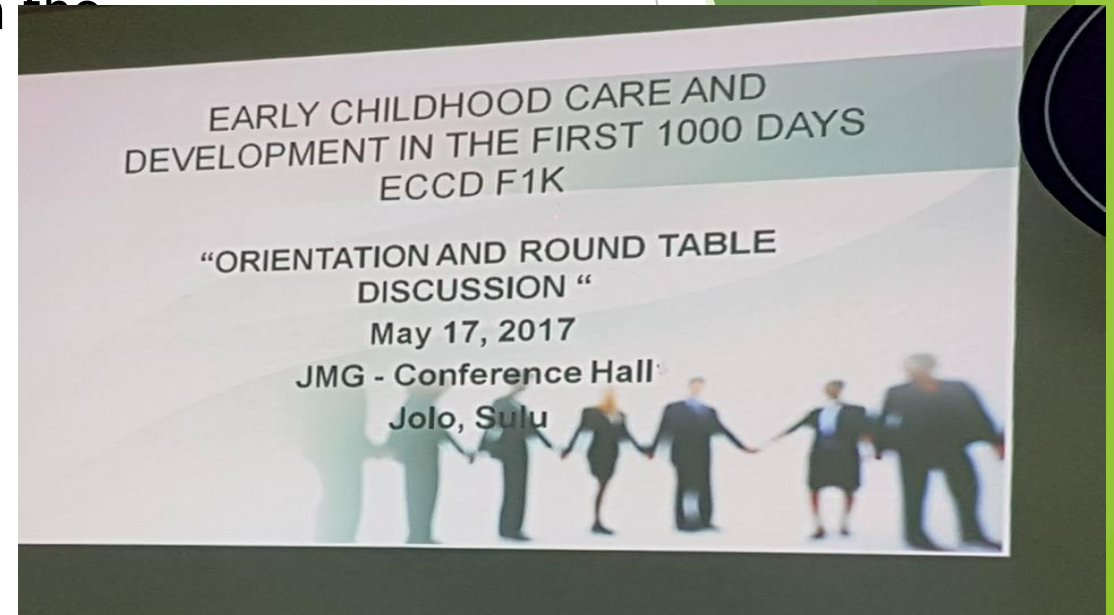
Signing of Memorandum of Agreement Between NNC and IPHO-Sulu witnessed by the 9 ECCD areas and Provincial line agencies.





# HIGHLIGHTS OF 2017 ACCOMPLISHMENT

## 9. Early Childhood Care and Development in the First 1000 Days Program in Sulu



Orientation on ECCD F1K at Jolo Town Hall with Mayor Kerkhar Tan, 8 Barangay Captains and different line agencies.

Turnover of P 15, 315, 087. 00 Cheque on November 14, 2017







# HIGHLIGHTS OF 2017 ACCOMPLISHMENT

## 9. Early Childhood Care and Development in the First 1000 Days Program in Sulu



Technical Assistance Monitoring Evaluation Team (TAME) visits BHS Buansa, Indanan with Brgy Captain Salip Jainal.



National TAME team, NNC-ARMM, LGU Maimbung, RHU Maimbung with Mayor Samier Tan







# HIGHLIGHTS OF 2017 ACCOMPLISHMENT

10. Refresher Course on Infant and Young Child Feeding on September 19-20, 2017 at Dr. Sixto Orosa Hall, IPHO-Sulu



Total Trainers on IYCF = 25







# HIGHLIGHTS OF 2017 ACCOMPLISHMENT

## 10. Promote Good Nutrition Monitoring in RHU Jolo

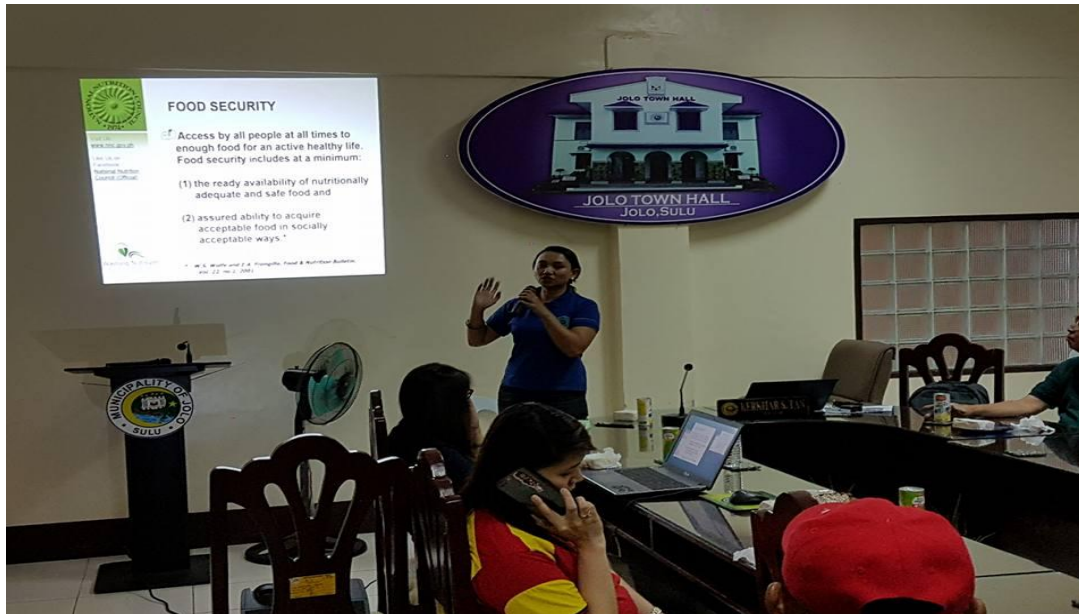


Exit Conference with MHO Dr. Jajurie,  
PHN



# HIGHLIGHTS OF 2017 ACCOMPLISHMENT

## 11. Local Nutrition Early Warning System Consultative Workshop on at Conference Hall, Jolo Town Hall



Attended by LGU Jolo and Mayor Kerkhar Tan





# HIGHLIGHTS OF 2017 ACCOMPLISHMENT

## 12. Local Nutrition Early Warning System Household Data Collectors Training on September 26-27, 2017 at Jolo Town Hall, Jolo



Total Trained : 1 MNAO, 8 BNS and 12 RHU Health Staff 260





# HIGHLIGHTS OF 2017 ACCOMPLISHMENT

13. NGO Forum for Philippine Plan of Action for Nutrition 2017-2022 on September 14, 2017 at Glamour Restaurant, Cotabato City



Participants:  
15 NGO (Local & International) and members of Regional Nutrition Committee - ARMM

261







# HIGHLIGHTS OF 2017 ACCOMPLISHMENT

14. Orientation on RA 8172 on October 12, 2017 at Glamour Restaurant, Cotabato City



Participants:  
Regional Bantay Asin Task Force (RBATF ) members and Nutrition  
Action Officers (NAO) of Maguindanao





# HIGHLIGHTS OF 2017 ACCOMPLISHMENT

## 15. Forum of Muslim Religious Leaders' Role on the Issue of Malnutrition on August 3, 2017 at DOH Training Center, Cotabato City



Participants:

23 MRL's from Bangsamoro Development Agency, Regional  
Darul Iftah- ARMM and Bureau of Madaris







# HIGHLIGHTS OF 2017 ACCOMPLISHMENT

## 16. Rapid Nutritional Assessment and Activities at Iligan City, Lanao Del Sur and Marawi City



4<sup>th</sup> Nutrition Cluster Meeting at Crystal Inn, Iligan City



Hanging of Nutritional Guidelines for Muslim Filipinos at Saguaran Evacuation Center, Lanao Del Sur.





# HIGHLIGHTS OF 2017 ACCOMPLISHMENT

## 16. Rapid Nutritional Assessment and Activities at Iligan City, Lanao Del Sur and Marawi City



Coordination Meeting with the DSWD Camp Manager with Ms. Nelia Sarap of IPHO Lanao



Regional Command and Coordination Meeting at Frosty Bites, Iligan City







# HIGHLIGHTS OF 2017 ACCOMPLISHMENT

## 16. Rapid Nutritional Assessment and Activities at Iligan City, Lanao Del Sur and Marawi City



Putting up Breastfeeding Corner at Saguieran Cover Court EC



Collaboration Meeting with the DSWD BangUN project personnel with Ms. Nelia Sarap of IPHO Lanao





# HIGHLIGHTS OF 2017 ACCOMPLISHMENT

## 17. Quarterly Meetings of Regional Nutrition Committee - ARMM



Chairman: DOH

Vice- Chair: DSWD, DAF, DOLE, Dep ED, and DILG

RNC Secretariat : NNC

Members: 27 ( 2 NGO UNICEF & WFP)







# HIGHLIGHTS OF 2017 ACCOMPLISHMENT

## 17. Quarterly Meetings of Regional Nutrition Committee - ARMM





# 18. Reproduction of IEC Materials



**10 Kumainments Stickers** in 6 dialects (Tagalog, Maguindanao, Yakan, Maranao, Sinama and Tausug and distributed to 5 Provinces

**Pinggang Pinoy Adult Placemats** to be distributed during the Regional PPAN 2017-2022.





# ORGANOGRAM

# SPECIAL CONCERNS

# Extended Service-Plus to People

## MSH-KMS ACCOMPLISHMENT REPORT

January 01, 2011 – November 30, 2017



No.	ACTIVITIES	Y E A R							TOTAL NO. OF BENEFICIARIES
		2011	2012	2013	2014	2015	2016	2017	
1	A. Oplan Pangalawan Paningin								
	A. Eye Screening	1,791	3,216	1016	1,742	3,183	9,162	2,980	23,090
	B. Cataract	1,777	340	292	358	456	903	388	4,514
	C. Pterygium	355	262	112	276	314	531	251	2,101
	D. Eye glasses distributed	163	287			2,650	6,350	7,850	17,300
2	MINOR SURGERIES								
	A. Operation Tuli	2,570	2,113	365	563	393	1,273	2,504	7,660
	B. Cyst Removal	50	167	85	3	10	-	-	315
3	DENTAL SERVICES							311	7,188
	A. Distribution of Toothbrush	2,475	2,574	352	-	-	-	-	1,052
	B. Tooth Extraction			1,584	346	337	892	729	3,359
4	MEDICAL SERVICES								
	A. Medical Consultation with free medicines	16,874	14,788	8,991	2497	2,794	17,086	6,128	65,111
5	B. Nutrition services for :								
	A. Children (6mos.- 5 years old)	0	172	781	-	-	5,970	-	6,923
	B. Pregnant Women	0	103	150	-	-	-		253
	C. Operation Timbang							52	52
6	VACCINES Immunizations for Senior Citizen								
	A. Influenza		50,535	1,660	11,750 (1175vials)		-	-	63,945
	B. Pneumococcal		26,467	12,035	350		28	-	38,880
7	OTHERS :								
	A. Distributions of Mosquito Nets			920			200	-	1,120
	B. Random Blood sampling			-			-	460	460

# BOTTOM UP BUDGETING (BuB) PROGRAM STATUS OF IMPLEMENTATION



# CHALLENGES, BREAKTHROUGHS & ACTIVITIES



# RECOVERY & REHABILITATION MEDIUM TERM PLAN OF THE HEALTH SECTOR

## MARAWI CITY CRISIS



REPUBLIC OF THE PHILIPPINES  
PROVINCE OF LANA DEL SUR

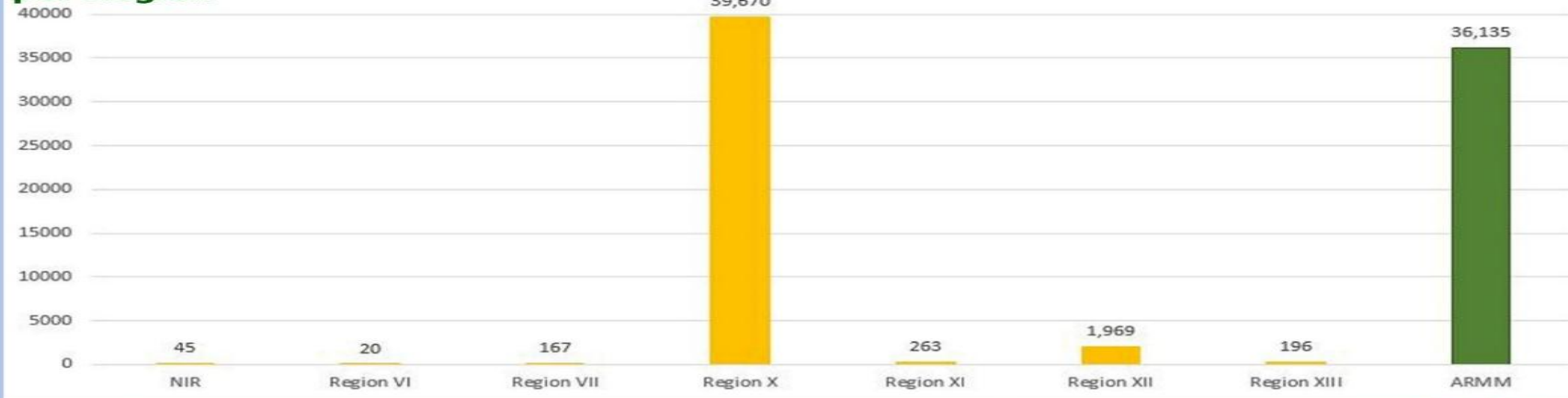


May 23, 2017, 1400 HRS



## ARMM CMC Snapshot on Marawi Crisis (As of 5PM, Oct. 9, 2017)

**Graph of Number of IDPs per Region**



## Nationwide Displacement Map



**Total No of IDPs - ECs and HB**  
**78,466 Families / 359,680 Individuals**



Source:  
NDRRMC-NDRRMC-NEOC

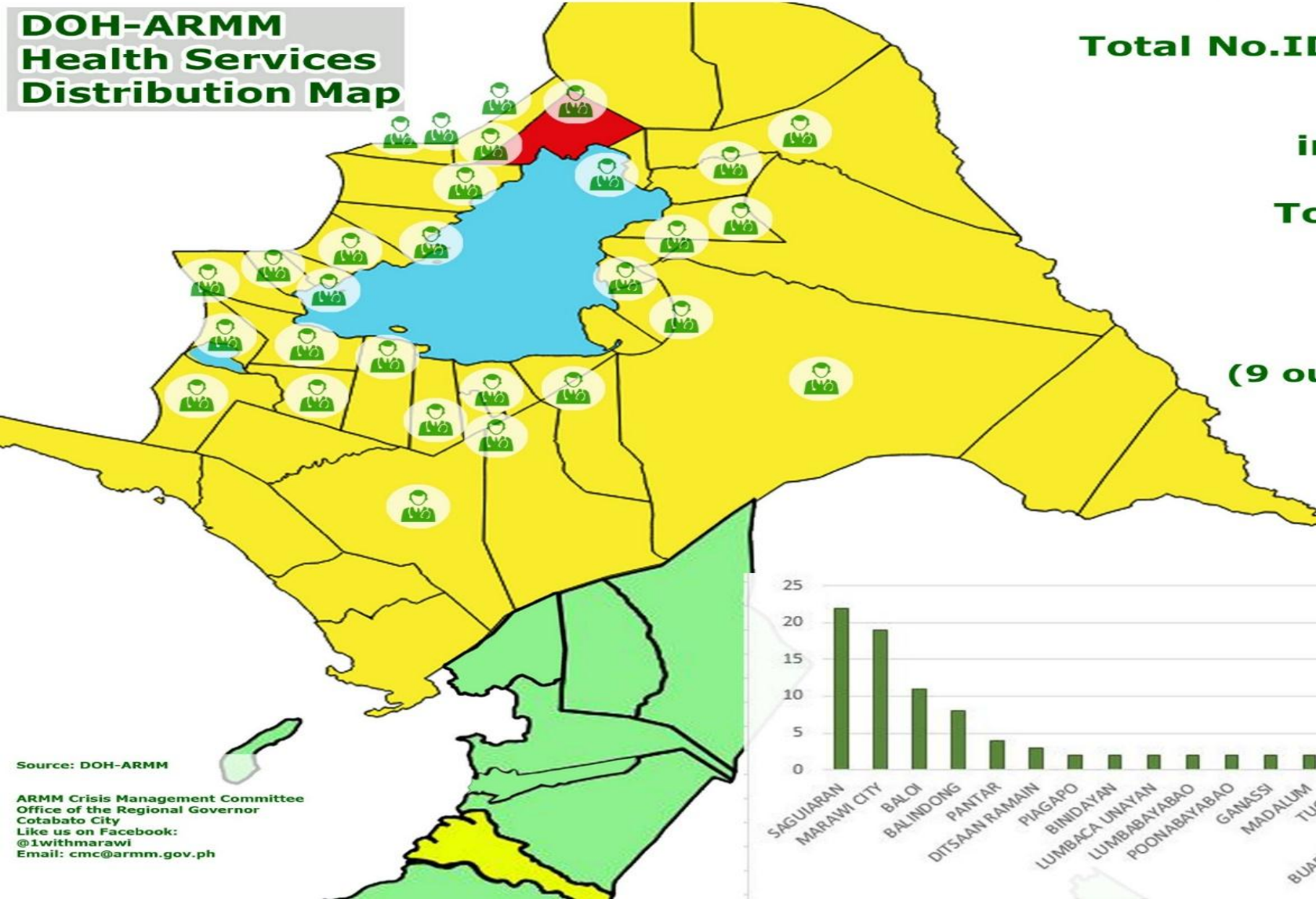
ARMM Crisis Management Committee  
Office of the Regional Governor  
Cotabato City  
Like us on Facebook:  
@1withmarawi  
Email: cmc@armm.gov.ph

**IDPs are tracked in 8 Regions**  
**(NIR, R-VI, R-VII, R-X, R-XI, R-XII, R-XIII and ARMM)**



# ARMM CMC Snapshot on Marawi Crisis (As of 5PM, Oct. 9, 2017)

## DOH-ARMM Health Services Distribution Map



**Total No.IDPs Admitted at Hospitals:**  
**10,598**

**Total No. IDPs Treated in Emergency health posts:**  
**16,084**

**Total No. of IDPs Consulted during Medical Missions:**  
**36,176**

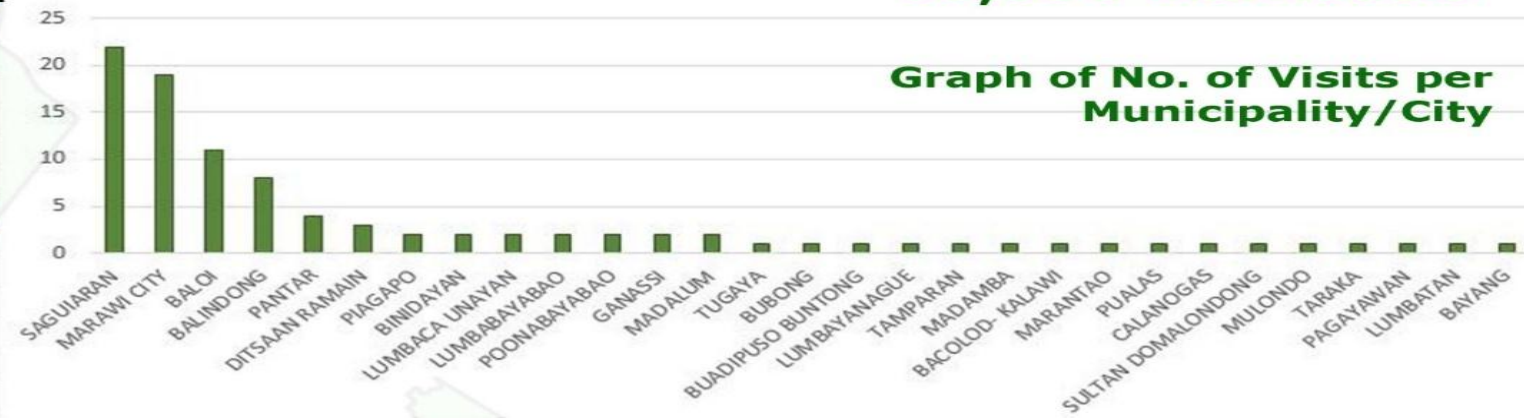
**Total No. of Deaths**  
**42**

(9 out 42 died in Iligan Hospitals)



**Total no. of IDPs provided with health services:**  
**63,398 individuals**

**Graph of No. of Visits per Municipality/City**



Source: DOH-ARMM

ARMM Crisis Management Committee  
Office of the Regional Governor  
Cotabato City  
Like us on Facebook:  
@1withmarawi  
Email: cmc@armm.gov.ph





# Health center becomes virtual hospital for sick Marawi children

Uploaded on Jun 28, 2017 04:51 pm

ARMM-DOH Secretary Dr. Kadil Sinolinding Jr. transforms a health center in Saguwaran, Lanao del Sur, into a virtual hospital on Tuesday, June 27, 2017 to accommodate sick Marawi evacuees, especially children. Mark Navales

Bellelynn's Post

Like Comment Share





SMART LTE 11:43 PM 21%

Kadil Jojo Sinolinding Jr.



ARMM OFFICIALS IMPROVING FACILITIES FOR MARAWI EVACUEES CNN



ARMM OFFICIALS IMPROVING FACILITIES FOR MARAWI EVACUEES CNN

Continue watching on AirPlay



ARMM OFFICIALS IMPROVING FACILITIES FOR MARAWI EVACUEES CNN

Nykouh Ynia and 56 others 2 Comments 1 Share

Like Comment Share

Angel Azina shared CNN Philippines's live video. 17 June · 2

20 21





Activate Windows  
Go to Settings to activate Windows. 0262







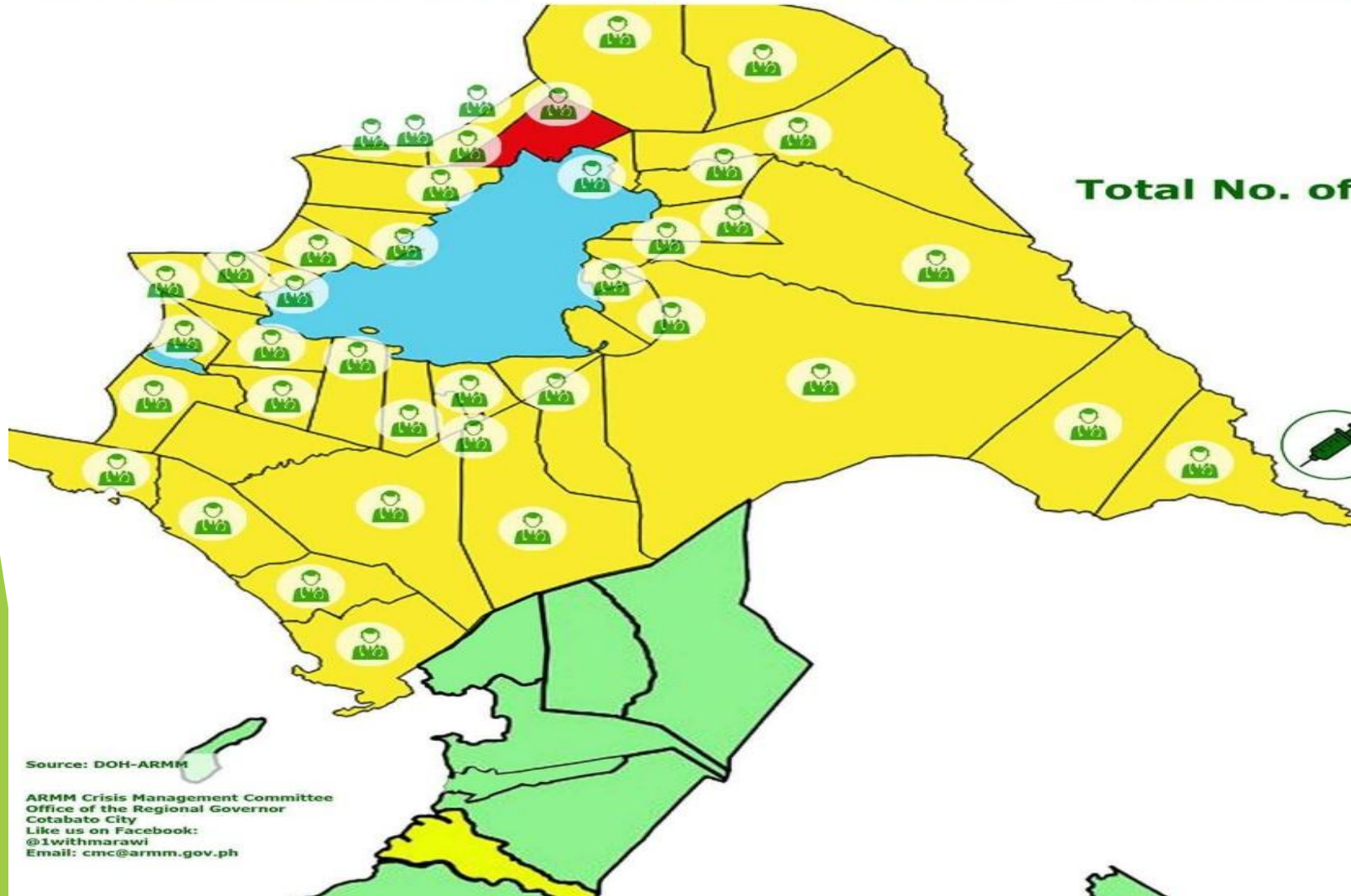






# ARMM CMC Snapshot on Marawi Crisis (As of 5PM, Oct. 25, 2017)

## DOH-ARMM Health Services Distribution Map (HEALTH CLUSTER)



Total No. of provided Health Services:

Prenatal Services:

5,161

Deworming Service:

4,715

Measles Immunization:

5,129

Tetanus-Diphtheria Vaccine:

3,062

Oral Polio Vaccine (OPV):

2,242

PENTA Vaccine:

1,436

Total no. of provided  
health services:

22,167 Served

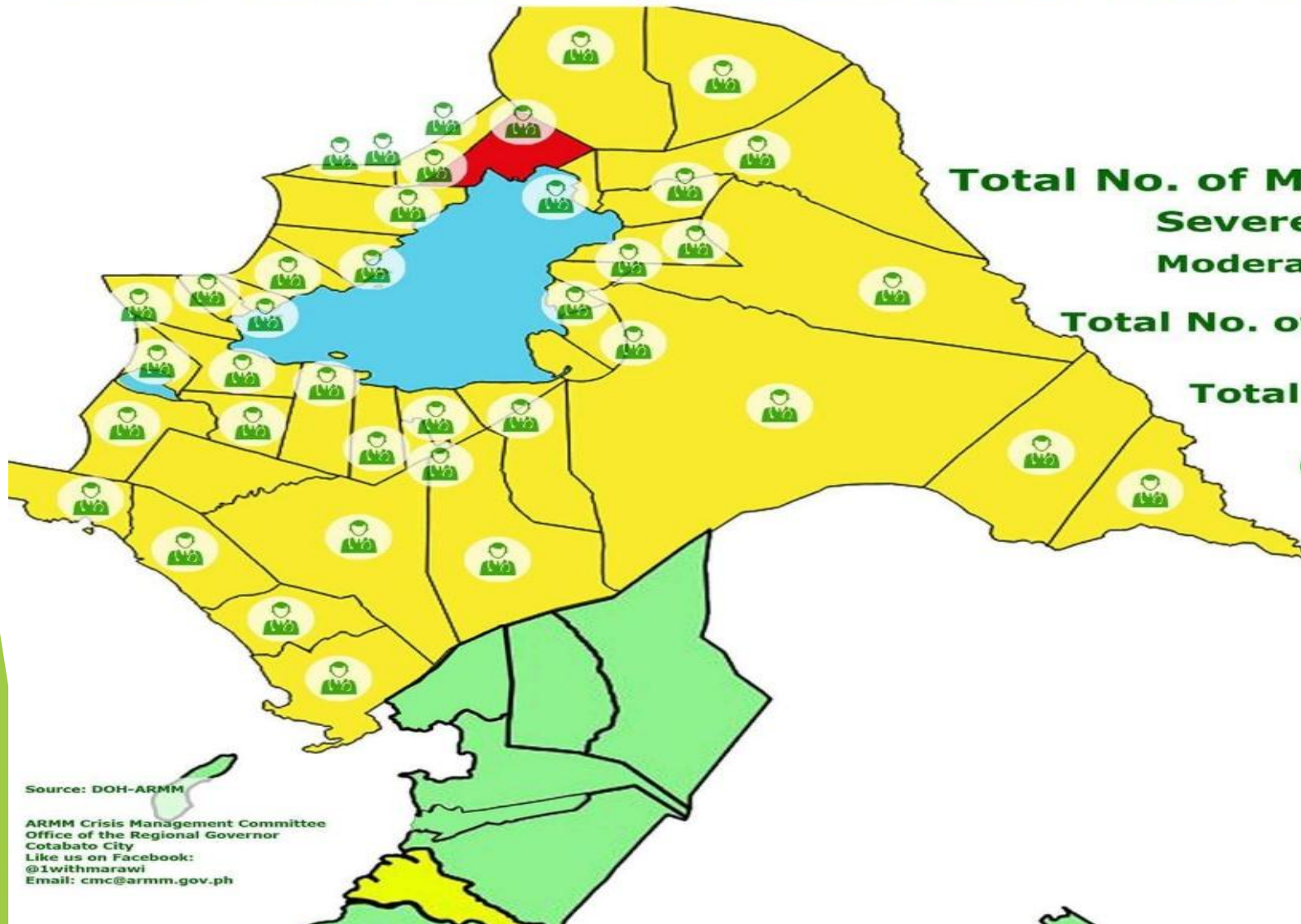
Source: DOH-ARMM

ARMM Crisis Management Committee  
Office of the Regional Governor  
Cotabato City  
Like us on Facebook:  
@1withmarawi  
Email: cmc@armm.gov.ph



# ARMM CMC Snapshot on Marawi Crisis (As of 5PM, Oct. 25, 2017)

## DOH-ARMM Health Services Distribution Map (NUTRITION CLUSTER)



**Total No. of Malnourished Children Served**  
**Severe Acute Malnutrition (SAM): 59**  
**Moderate Acute Malnutrition (MAM): 134**

**Total No. of Micronutrient Supplementation:**  
**12,065**

**Total No. of Vitamin Supplementation:**  
**17,866**

**Given Supplementary Feeding:**  
**2,121**

**Given Eggs daily:**  
**4,836**



**Total no. of nutrition  
services served:**  
**54,689**

Source: DOH-ARMM

ARMM Crisis Management Committee  
 Office of the Regional Governor  
 Cotabato City  
 Like us on Facebook:  
 @Iwithmarawi  
 Email: cmc@armm.gov.ph



# NUTRITION INTERVENTION







Admission



Date: 7/26/17  
MUAC: 11.4 cm  
Height: 65.8 cm  
Weight: 6.3 kg  
Z Score: -2D  
Classification: SAM by MUAC

During Treatment



Date: 8/30/17  
MUAC: 12.6 cm  
Height: 67.3 cm  
Weight: 6.7 kg  
Z Score: +2SD  
Classification: Normal

Cured



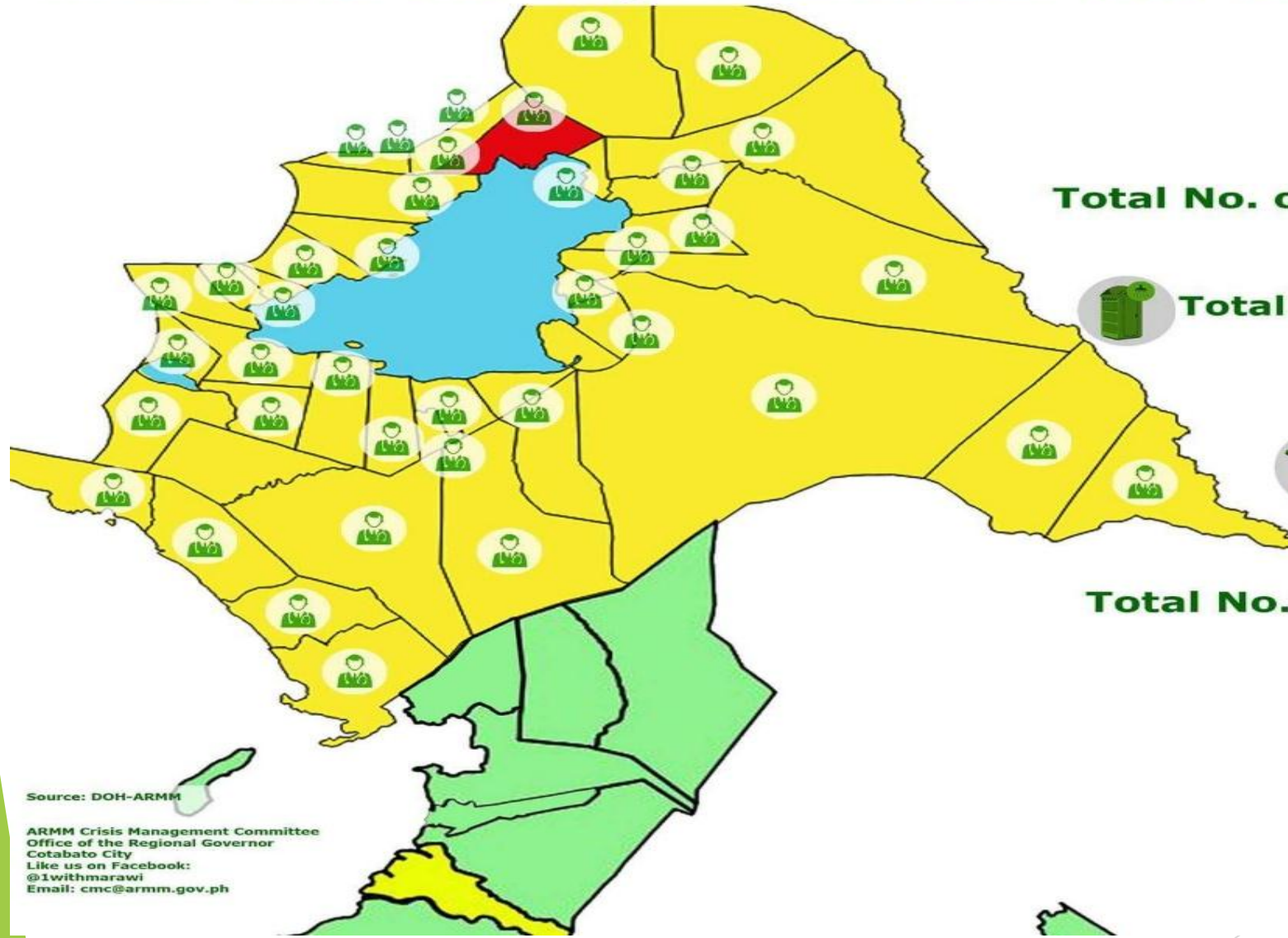
Date: 9/6/17  
MUAC: 13.1 cm  
Height: 69.3 cm  
Weight: 6.9 kg  
Z Score: +2SD  
Classification: Normal





# ARMM CMC Snapshot on Marawi Crisis (As of 5PM, Oct. 25, 2017)

## DOH-ARMM Health Services Distribution Map (WASH CLUSTER)



**Total No. of provided Wash Services:**



**Total No. of Jerry Cans:**

**9,466**



**Total No. of Bathing/Laundry Area:**

**18**



**Total No. of Toilets:**

**338**



**Total No. of Hygiene Kits:**

**1,237**

**Total No. of Dignity Kits:**

**1,900**

**Total No. of Water Sources Treatment:**

**41,753**



**Total no. of wash  
services served:**

**54,855**

Source: DOH-ARMM

ARMM Crisis Management Committee  
Office of the Regional Governor  
Cotabato City  
Like us on Facebook:  
@1withmarawi  
Email: cmc@armm.gov.ph



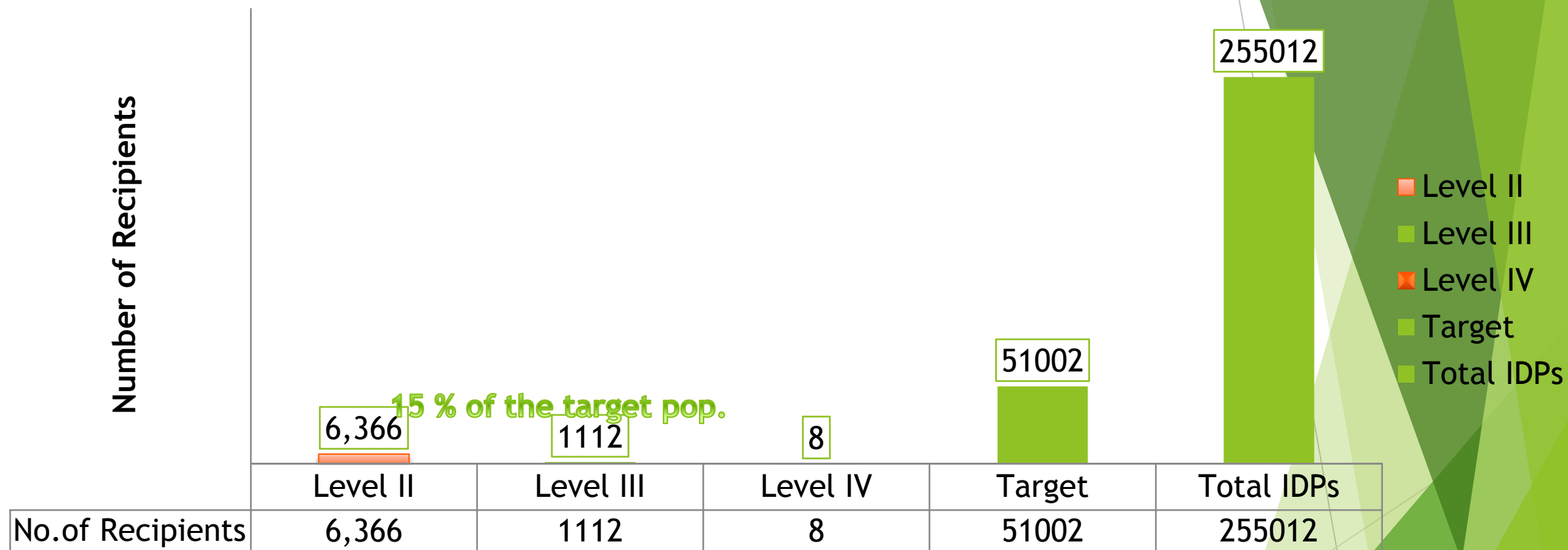
# WASH Intervention



E:\Marawi Siege Activities\Marawi Siege (Medical Mission Brgy.Udalo june 19,2017)\DSC\_0201.JPG

# Mental Health and Psychosocial Support

Lanao del Sur May 26 - September 28, 2017



*Note:* 20 percent (%) of the total population in Lanao del Sur shall be provided MHPSS. 10 % (L-II), 2 % (L-III), whilst zero (0) of the target is suffering psychological distress.

*Source of Total No. of IDPs: DSWD–DROMIC No. 84 as of Sept 2, 2017*



# Services rendered






# Something that soothes the troubled minds...





## A. DEATHS:



Cause of death	Number	%
Severe Dehydration due to AGE	13	13%
Cerebrovascular Accident/Stroke	26	26%
Sepsis	22	22%
Pneumonia	25	25%
OTHERS	13	13%

ADMITTED	NOT ADMITTED (OPD)	REFERRED
10,072	24,230	444
2,413 (Evacuees)- 23.96%	6,608 - 27.27%	

# We were not alone...



- ▶ DOH thru Regional Health Offices X, IX, XI, XII, CARAGA, supported by Visayan and Luzon Clusters
- ▶ Medical Centers and Hospitals of Mindanao (APMC, SPMC, NMMC, HRMC, ZCMC, CRMC )
- ▶ International Partners (ICRC, WFP, WHO, UNICEF, MSF, UNFPA, USAID, Save the Children, AAH, Others)
- ▶ Local Partners (PNRC, ZFF, Gawad Kalinga, Rotary Clubs, Balay Mindanao, MTYC, HOM, others)
- ▶ Other government agencies



# AGUIARAN EMERGENCY HOSPITAL





# Remembering other Humanitarian and Emergency Responses



## ARMM HEART Medical Component

- ▶ “Sendong Mission in 2011, Cagayan de oro City
- ▶ “Pablo” solidarity Mission in Campostela Region (2012)
- ▶ Sabah Crisis Medical Surgical Team (2013)
- ▶ Zamboanga Siege Medical Emergency Response(2013)
- ▶ “Yolanda “ Tolosa Leyte Solidarity Medical Contingent (2013)







# A promise of PEACE worth waiting...






# Maintaining hope in the midst of hopelessness...





As we brace for a grimmer reality...





*nagmamahal*

i



*Magsukul  
Suksan  
Salamat pa  
Thank you*